



CUNNINGHAM ST

SKYRING TERRACE

GENERAL NOTES - DEVELOPMENT APPLICATION

- 1. DESIGN RESOLUTION
- 1.1 THE DRAWINGS REPRESENT GENERAL ARCHITECTURAL INTENT FOR THE PURPOSE OF THIS DEVELOPMENT APPLICATION ONLY.
- 1.2 THE INTERNAL LAYOUT IS SHOWN INDICATIVELY AND IS SUBJECT TO FURTHER DESIGN DEVELOPMENT.
- 1.3 THE DIMENSIONS SHOWN ARE GENERAL ONLY AND ARE SUBJECT TO FURTHER DESIGN DEVELOPMENT.
- 1.4 LOCATION OF CAR PARK ENTRY POINT IS GENERAL ONLY AND WILL BE CONFIRMED AND DIMENSIONED AT LATER STAGE.
- 1.5 THE SIZE AND POSITION OF LOUVRE SUN SCREENS IS INDICATIVE ONLY.
- 1.6 CEILING RL (WHERE SHOWN) INDICATES GENERAL CEILING DESIGN LEVEL ONLY, WHICH DOES ACCOUNT FOR SERVICES BULKHEADS OR SIMILAR PARTIAL CEILING PROTRUSIONS.
- 1.7 LANDSCAPE COMPONENT IS SHOWN INDICATIVELY ONLY AND SHOULD REFER TO LANDSCAPE ARCHITECT'S DOCUMENTATION.
- 1.8 LOCATION OF PLANT, EQUIPMENT AND SERVICES ON DRAWINGS IS GENERAL AND INDICATIVE ONLY, AND DOES NOT INCLUDE MINOR ELEMENTS, SUCH AS VENT PIPES, FLUES, AERIALS, ETC.
- 2. GRAPHIC PRESENTATION
- 2.1 COLOURS PRESENTED ON DRAWINGS ARE GENERIC ONLY AND INDICATIVE OF THE ARCHITECTURAL DESIGN INTENT. SOME COLOUR DISTORTION MAY ALSO OCCUR IN THE PRINTING PROCESS.
- 3. EXISTING STRUCTURES AND SERVICES
- 3.1 EXTENT AND LOCATION OF EXISTING STRUCTURES AND SERVICES IS ACCORDING TO THE AVAILABLE SURVEY INFORMATION AND WILL NEED TO BE VERIFIED ON SITE AT LATER STAGE.
- 3.2 ALL UNCHANGED SITE LEVELS ARE AS PER THE EXISTING SURVEY INFORMATION.

DATE	REV	DESCRIPTION
02.05.2024	B	FOR DEVELOPMENT APPLICATION
16.04.2024	A.2	DRAFT - FOR INFORMATION
05.04.2024	A.1	DRAFT - FOR PRE-ASSESSMENT TECHNICAL REPORTS
20.03.2024	A	DRAFT - FOR PRE-ASSESSMENT TECHNICAL REPORTS
		amendment

**MIRVAC DESIGN**  
 Level 28 206 George St  
 Sydney NSW 2000  
 Tel: 002 955 1511  
 Mirvac Design Pty Ltd  
 ABN 59 005 959 151  
 Mirvac Design is a member of the Mirvac Group  
 Mirvac Group is a member of the Mirvac Group  
 Mirvac Group is a member of the Mirvac Group

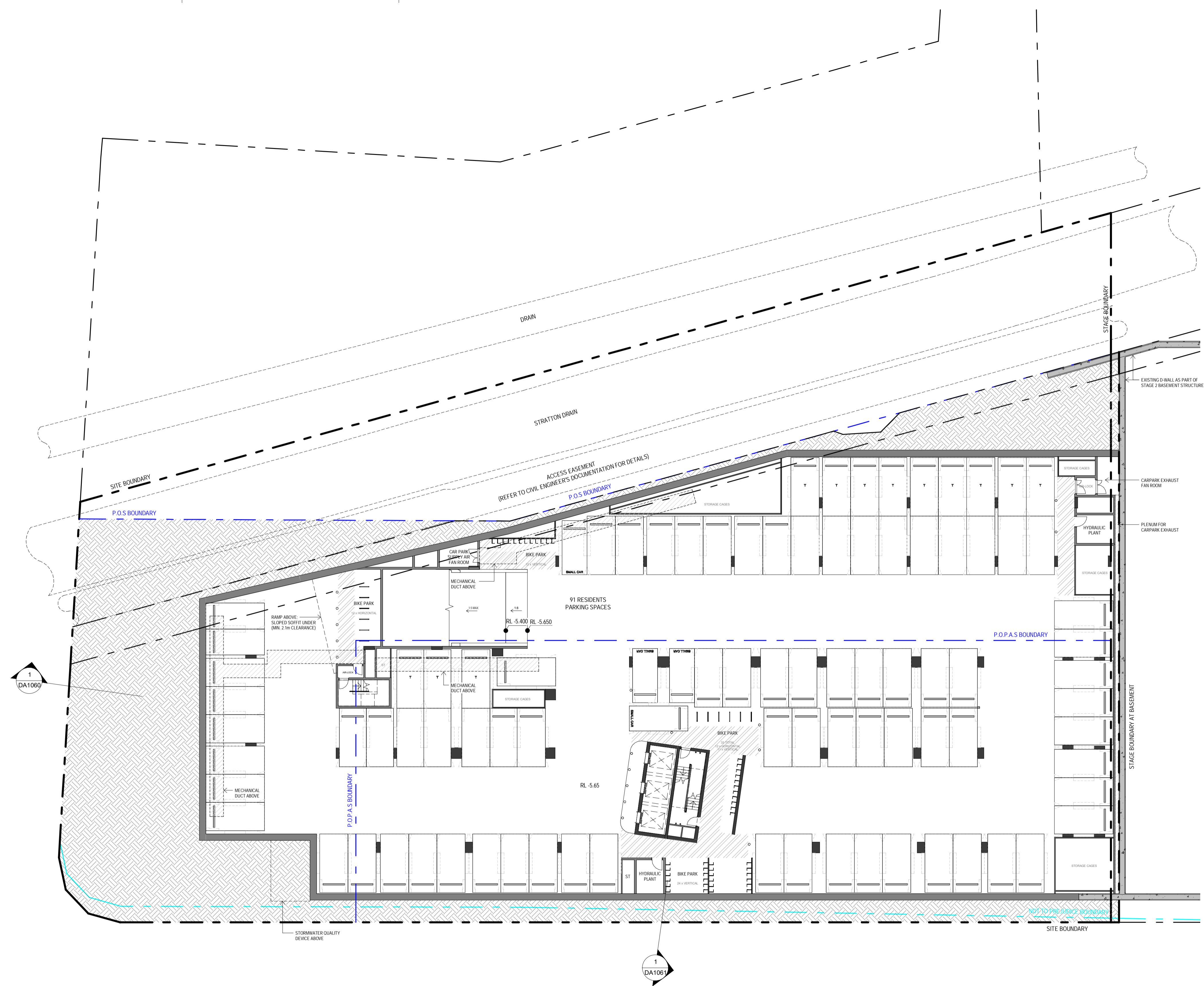


project:  
**SKY PRECINCT (STAGE 3)**  
 57 Skyring Terrace, Newstead

title:  
**SITE PLAN**

job no: AP-10106  
 drawing no: DA0500  
 scale @ A1 : 1 : 300  
 date: 02.05.2024

rev: **B**



**GENERAL NOTES - DEVELOPMENT APPLICATION**

1. DESIGN RESOLUTION
- 1.1 THE DRAWINGS REPRESENT GENERAL ARCHITECTURAL INTENT FOR THE PURPOSE OF THIS DEVELOPMENT APPLICATION ONLY.
- 1.2 THE INTERNAL LAYOUT IS SHOWN INDICATIVELY AND IS SUBJECT TO FURTHER DESIGN DEVELOPMENT.
- 1.3 THE DIMENSIONS SHOWN ARE GENERAL ONLY AND ARE SUBJECT TO FURTHER DESIGN DEVELOPMENT.
- 1.4 LOCATION OF CAR PARK ENTRY POINT IS GENERAL ONLY AND WILL BE CONFIRMED AND DIMENSIONED AT LATER STAGE.
- 1.5 THE SIZE AND POSITION OF LOUVRE SUN SCREENS IS INDICATIVE ONLY.

- 1.6 CEILING RL (WHERE SHOWN) INDICATES GENERAL CEILING DESIGN LEVEL ONLY, WHICH DOES ACCOUNT FOR SERVICES BULKHEADS OR SIMILAR PARTIAL CEILING PROTRUSIONS.
- 1.7 LANDSCAPE COMPONENT IS SHOWN INDICATIVELY ONLY AND SHOULD REFER TO LANDSCAPE ARCHITECT'S DOCUMENTATION.
- 1.8 LOCATION OF PLANT, EQUIPMENT AND SERVICES ON DRAWINGS IS GENERAL AND INDICATIVE ONLY, AND DOES NOT INCLUDE MINOR ELEMENTS, SUCH AS VENT PIPES, FLUES, AERIALS, ETC.

2. GRAPHIC PRESENTATION
- 2.1 COLOURS PRESENTED ON DRAWINGS ARE GENERIC ONLY AND INDICATIVE OF THE ARCHITECTURAL DESIGN INTENT. SOME COLOUR DISTORTION MAY ALSO OCCUR IN THE PRINTING PROCESS.
3. EXISTING STRUCTURES AND SERVICES
- 3.1 EXTENT AND LOCATION OF EXISTING STRUCTURES AND SERVICES IS ACCORDING TO THE AVAILABLE SURVEY INFORMATION AND WILL NEED TO BE VERIFIED ON SITE AT LATER STAGE.
- 3.2 ALL UNCHANGED SITE LEVELS ARE AS PER THE EXISTING SURVEY INFORMATION.

02.05.2024	B	FOR DEVELOPMENT APPLICATION
16.04.2024	A.1	DRAFT - FOR INFORMATION
15.03.2024	A	FOR DEVELOPMENT APPLICATION
08/	rev	

amendment

**MIRVAC DESIGN**  
 Level 28 206 George St  
 Sydney NSW 2000  
 Tel: (02) 955 8000  
 Fax: (02) 955 8000  
 Email: info@mirvac.com.au  
 Mirvac Design Pty Ltd  
 ABN 59 005 959 153  
 Mirvac Design is a member of the Mirvac Group of Companies.  
 Mirvac Group is a member of the Mirvac Group of Companies.  
 Mirvac Group is a member of the Mirvac Group of Companies.

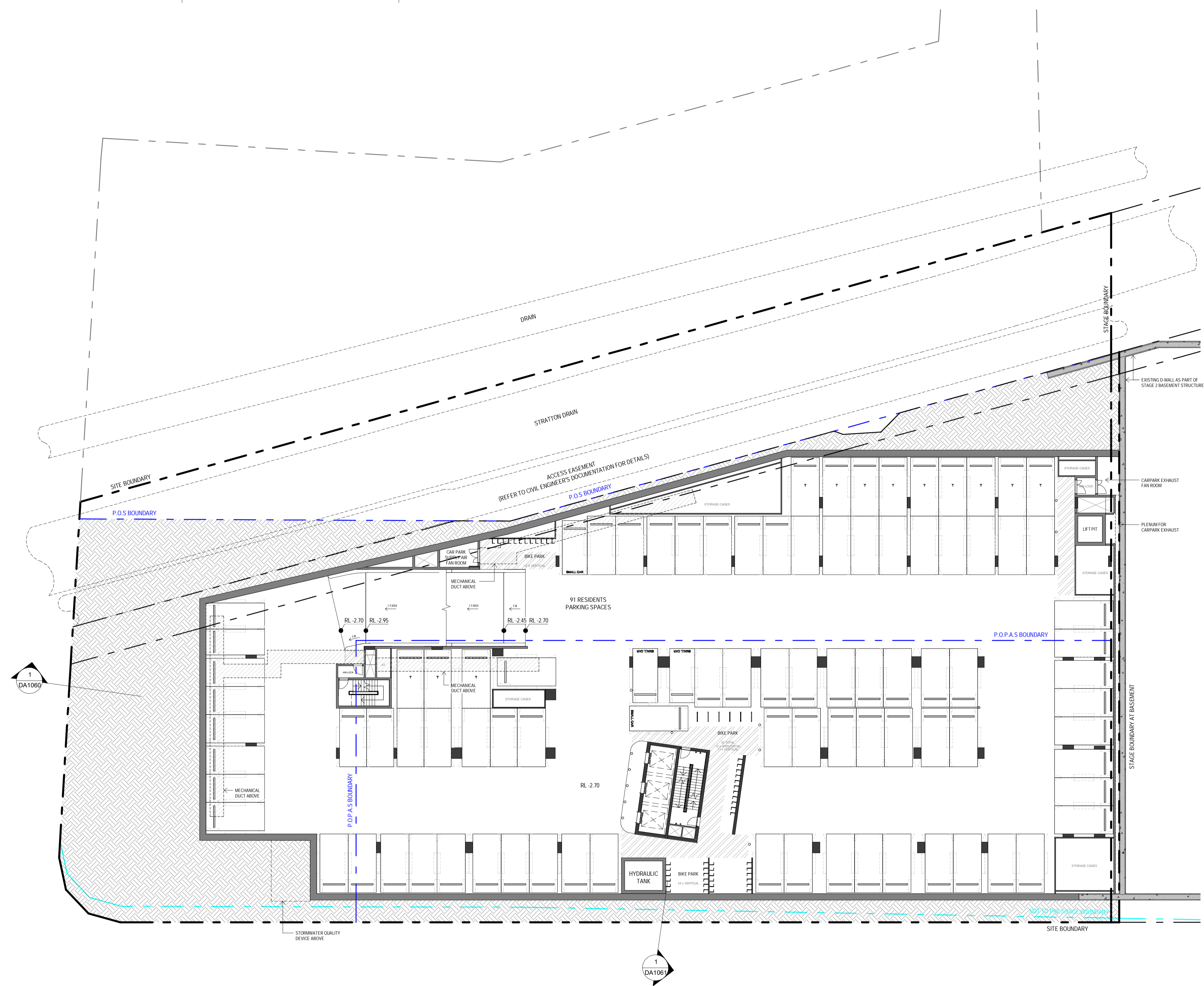


project:  
**SKY PRECINCT (STAGE 3)**  
 57 Skyring Terrace, Newstead

title:  
**FLOOR PLAN - BASEMENT B3**

job no: AP-10106  
 drawing no: DA0501  
 scale @ A1 : 1 : 200  
 date: 02.05.2024 rev: B





**GENERAL NOTES - DEVELOPMENT APPLICATION**

1. DESIGN RESOLUTION
- 1.1 THE DRAWINGS REPRESENT GENERAL ARCHITECTURAL INTENT FOR THE PURPOSE OF THIS DEVELOPMENT APPLICATION ONLY.
- 1.2 THE INTERNAL LAYOUT IS SHOWN INDICATIVELY AND IS SUBJECT TO FURTHER DESIGN DEVELOPMENT.
- 1.3 THE DIMENSIONS SHOWN ARE GENERAL ONLY AND ARE SUBJECT TO FURTHER DESIGN DEVELOPMENT.
- 1.4 LOCATION OF CAR PARK ENTRY POINT IS GENERAL ONLY AND WILL BE CONFIRMED AND DIMENSIONED AT LATER STAGE.
- 1.5 THE SIZE AND POSITION OF LOUVRE SUN SCREENS IS INDICATIVE ONLY.

- 1.6 CEILING RL (WHERE SHOWN) INDICATES GENERAL CEILING DESIGN LEVEL ONLY, WHICH DOES ACCOUNT FOR SERVICES BULKHEADS OR SIMILAR PARTIAL CEILING PROTRUSIONS.
- 1.7 LANDSCAPE COMPONENT IS SHOWN INDICATIVELY ONLY AND SHOULD REFER TO LANDSCAPE ARCHITECT'S DOCUMENTATION.
- 1.8 LOCATION OF PLANT, EQUIPMENT AND SERVICES ON DRAWINGS IS GENERAL AND INDICATIVE ONLY, AND DOES NOT INCLUDE MINOR ELEMENTS, SUCH AS VENT PIPES, FLUES, AERIALS, ETC.

2. GRAPHIC PRESENTATION
- 2.1 COLOURS PRESENTED ON DRAWINGS ARE GENERIC ONLY AND INDICATIVE OF THE ARCHITECTURAL DESIGN INTENT. SOME COLOUR DISTORTION MAY ALSO OCCUR IN THE PRINTING PROCESS.
- 2.2 EXISTING STRUCTURES AND SERVICES
- 2.3 EXTENT AND LOCATION OF EXISTING STRUCTURES AND SERVICES IS ACCORDING TO THE AVAILABLE SURVEY INFORMATION AND WILL NEED TO BE VERIFIED ON SITE AT LATER STAGE.
- 2.4 ALL UNCHANGED SITE LEVELS ARE AS PER THE EXISTING SURVEY INFORMATION.

02.05.2024	B	FOR DEVELOPMENT APPLICATION
15.03.2024	A	FOR DEVELOPMENT APPLICATION
08/	rev	amendment

**MIRVAC DESIGN**  
 Level 28 206 George St  
 Sydney NSW 2000  
 Tel: 002 955 8888  
 Fax: 002 955 9133  
 Mirvac Design Pty Ltd  
 ABN 59 005 959 153  
 Mirvac Design is a member of the Mirvac Group  
 Mirvac Group is a member of the Mirvac Group  
 Mirvac Group is a member of the Mirvac Group

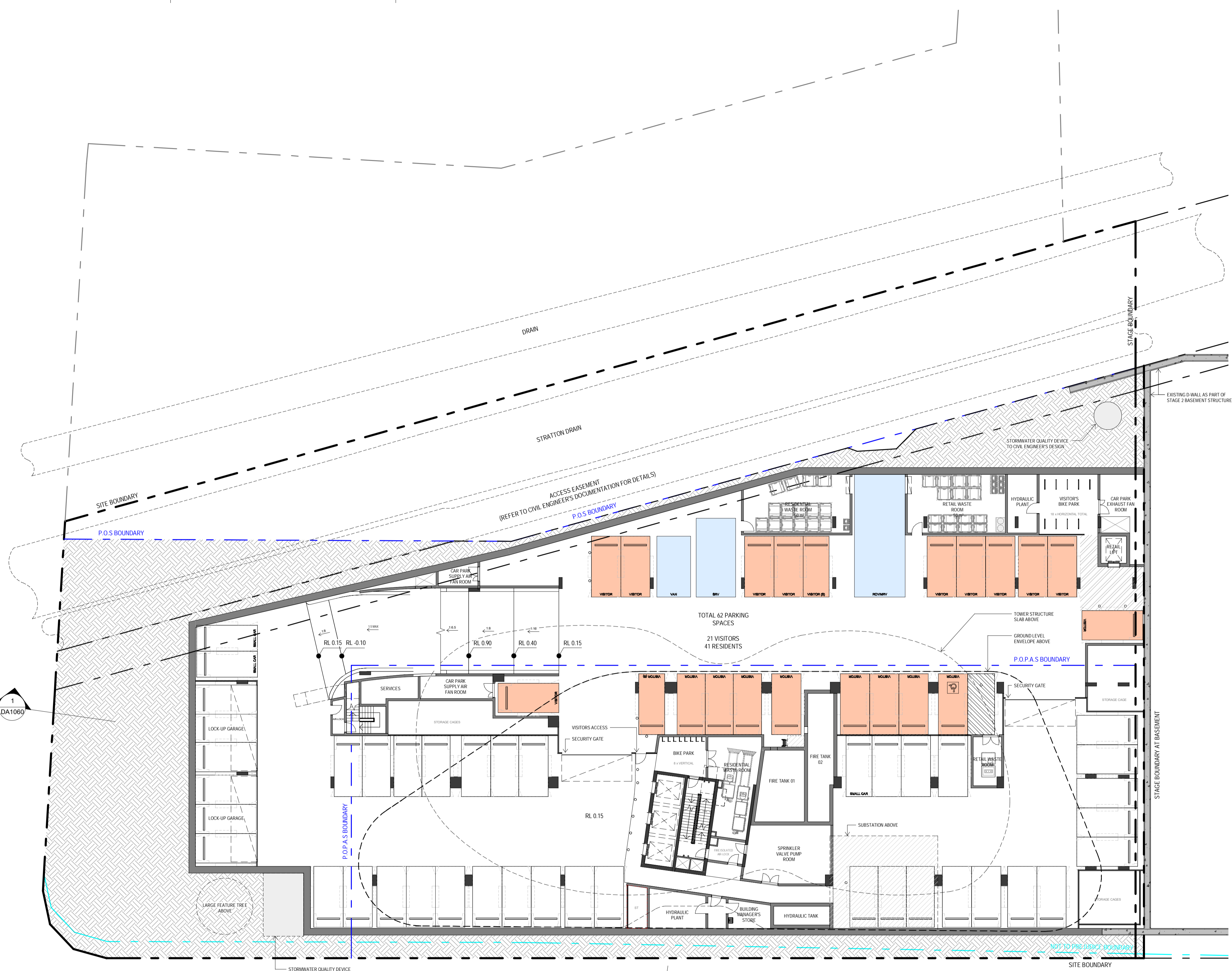


project:  
**SKY PRECINCT (STAGE 3)**  
 57 Skyring Terrace, Newstead

title:  
**FLOOR PLAN - BASEMENT B2**

job no: AP-10106  
 drawing no: DA0502  
 scale @ A1 : 1 : 200  
 date: 02.05.2024 rev: B





**CAR PARKING SCHEDULE**

PARKING SPACES TYPE	SPACES PROVIDED
Resident - Small Car Space	11
Resident - Standard	188
Resident - Standard (Tandem)	24
	223
Visitor - Accessible	1
Visitor - Small Car Space	2
Visitor - Standard	18
	21
<b>TOTAL</b>	<b>244</b>

**BICYCLE PARKING SCHEDULE**

BICYCLE RACK TYPE	SPACES PROVIDED
Resident - Horizontal Rail	36
Resident - Vertical Rack	102
	138
Visitor - Horizontal Rail	22
	22

**GENERAL NOTES - DEVELOPMENT APPLICATION**

1. DESIGN RESOLUTION  
 1.1 THE DRAWINGS REPRESENT GENERAL ARCHITECTURAL INTENT FOR THE PURPOSE OF THIS DEVELOPMENT APPLICATION ONLY.  
 1.2 THE INTERNAL LAYOUT IS SHOWN INDICATIVELY AND IS SUBJECT TO FURTHER DESIGN DEVELOPMENT.  
 1.3 THE DIMENSIONS SHOWN ARE GENERAL ONLY AND ARE SUBJECT TO FURTHER DESIGN DEVELOPMENT.  
 1.4 LOCATION OF CAR PARK ENTRY POINT IS GENERAL ONLY AND WILL BE CONFIRMED AND DIMENSIONED AT LATER STAGE.  
 1.5 THE SIZE AND POSITION OF LOUVRE SUN SCREENS IS INDICATIVE ONLY.

1.6 CEILING RL (WHERE SHOWN) INDICATES GENERAL CEILING DESIGN LEVEL ONLY, WHICH DOES ACCOUNT FOR SERVICES/BULKHEADS OR SIMILAR PARTIAL CEILING PROTRUSIONS.  
 1.7 LANDSCAPE COMPONENT IS SHOWN INDICATIVELY ONLY AND SHOULD REFER TO LANDSCAPE ARCHITECT'S DOCUMENTATION.  
 1.8 LOCATION OF PLANT, EQUIPMENT AND SERVICES ON DRAWINGS IS GENERAL AND INDICATIVE ONLY, AND DOES NOT INCLUDE MINOR ELEMENTS, SUCH AS VENT PIPES, FLUES, AERIALS, ETC.

2. GRAPHIC PRESENTATION  
 2.1 COLOURS PRESENTED ON DRAWINGS ARE GENERIC ONLY AND INDICATIVE OF THE ARCHITECTURAL DESIGN INTENT. SOME COLOUR DISTORTION MAY ALSO OCCUR IN THE PRINTING PROCESS.  
 2.2 EXISTING STRUCTURES AND SERVICES  
 3.1 EXTENT AND LOCATION OF EXISTING STRUCTURES AND SERVICES IS ACCORDING TO THE AVAILABLE SURVEY INFORMATION AND WILL NEED TO BE VERIFIED ON SITE AT LATER STAGE.  
 3.2 ALL UNCHANGED SITE LEVELS ARE AS PER THE EXISTING SURVEY INFORMATION.

02.05.2024	B	FOR DEVELOPMENT APPLICATION
15.03.2024	A	FOR DEVELOPMENT APPLICATION
08/	REV	amendment

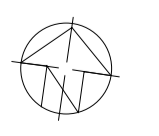
**MIRVAC DESIGN**  
 Level 28, 200 George St  
 Sydney NSW 2000  
 Tel: (61) 2 9250 8000  
 Fax: (61) 2 9250 8000  
 Email: info@mirvac.com.au  
 Website: www.mirvac.com.au

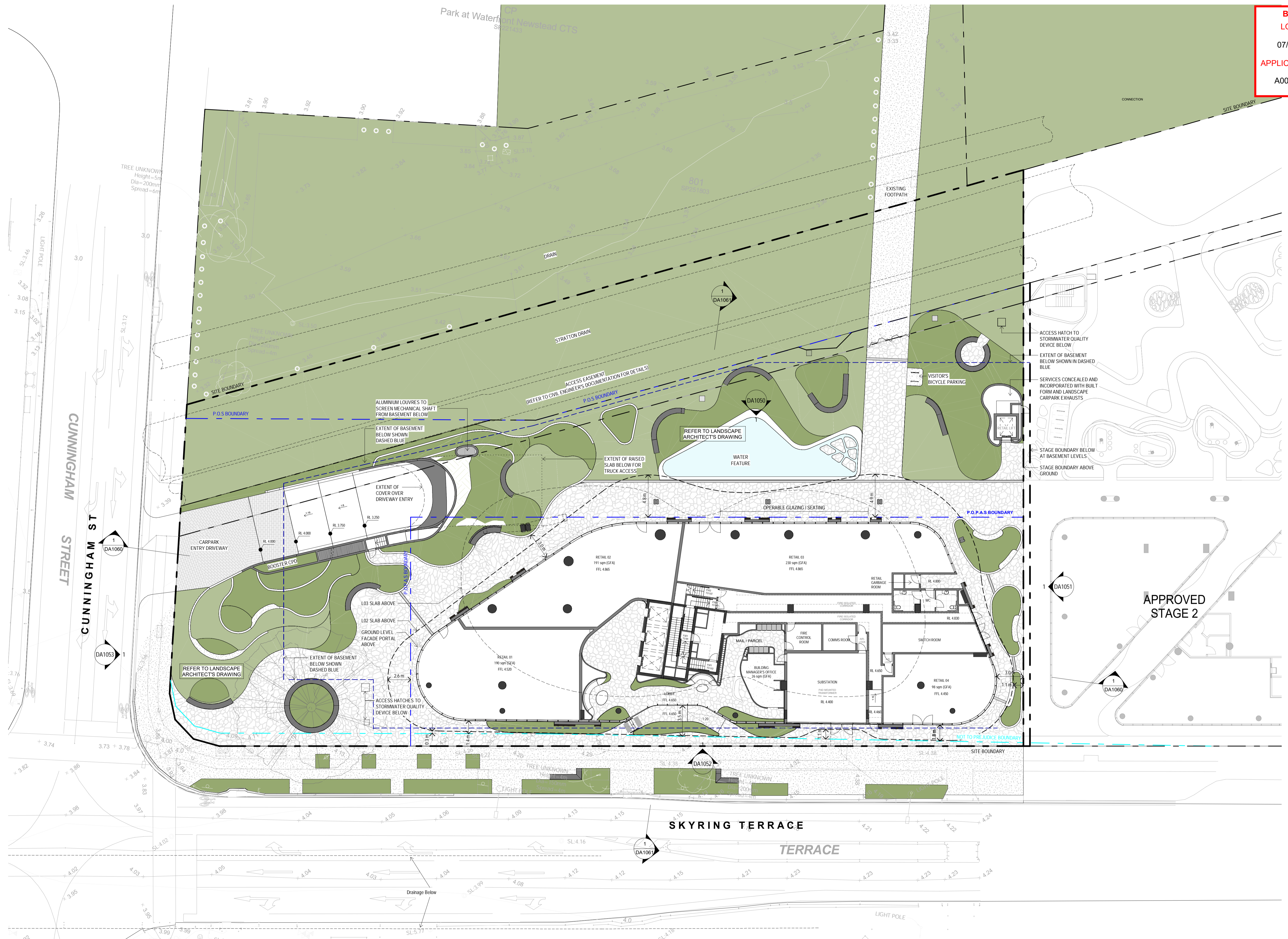


project:  
**SKY PRECINCT (STAGE 3)**  
 57 Skyring Terrace, Newstead

title:  
**FLOOR PLAN - BASEMENT B1**

job no: AP-10106  
 drawing no: DA0503  
 scale @ A1 : 1 : 200  
 date: 02.05.2024  
 rev: B





**GENERAL NOTES - DEVELOPMENT APPLICATION**

1. DESIGN RESOLUTION
- 1.1 THE DRAWINGS REPRESENT GENERAL ARCHITECTURAL INTENT FOR THE PURPOSE OF THIS DEVELOPMENT APPLICATION ONLY.
- 1.2 THE INTERNAL LAYOUT IS SHOWN INDICATIVELY AND IS SUBJECT TO FURTHER DESIGN DEVELOPMENT.
- 1.3 THE DIMENSIONS SHOWN ARE GENERAL ONLY AND ARE SUBJECT TO FURTHER DESIGN DEVELOPMENT.
- 1.4 LOCATION OF CAR PARK ENTRY POINT IS GENERAL ONLY AND WILL BE CONFIRMED AND DIMENSIONED AT LATER STAGE.
- 1.5 THE SIZE AND POSITION OF LOUVRE SUN SCREENS IS INDICATIVE ONLY.

- 1.6 CEILING RL (WHERE SHOWN) INDICATES GENERAL CEILING DESIGN LEVEL ONLY, WHICH DOES ACCOUNT FOR SERVICES BULKHEADS OR SIMILAR PARTIAL CEILING PROTRUSIONS.
- 1.7 LANDSCAPE COMPONENT IS SHOWN INDICATIVELY ONLY AND SHOULD REFER TO LANDSCAPE ARCHITECT'S DOCUMENTATION.
- 1.8 LOCATION OF PLANT, EQUIPMENT AND SERVICES ON DRAWINGS IS GENERAL AND INDICATIVE ONLY, AND DOES NOT INCLUDE MINOR ELEMENTS, SUCH AS VENT PIPES, FLUES, AERIALS, ETC.

2. GRAPHIC PRESENTATION
- 2.1 COLOURS PRESENTED ON DRAWINGS ARE GENERIC ONLY AND INDICATIVE OF THE ARCHITECTURAL DESIGN INTENT. SOME COLOUR DISTORTION MAY ALSO OCCUR IN THE PRINTING PROCESS.
- 2.2 EXISTING STRUCTURES AND SERVICES
- 2.3 EXTENT AND LOCATION OF EXISTING STRUCTURES AND SERVICES IS ACCORDING TO THE AVAILABLE SURVEY INFORMATION AND WILL NEED TO BE VERIFIED ON SITE AT LATER STAGE.
- 2.4 ALL UNCHANGED SITE LEVELS ARE AS PER THE EXISTING SURVEY INFORMATION.

02.05.2024 B FOR DEVELOPMENT APPLICATION  
 20.03.2024 A DRAFT - FOR PRE-ASSESSMENT TECHNICAL REPORTS  
 0808 rev amendment

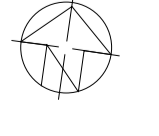
**MIRVAC DESIGN**  
 Level 20 200 George St  
 Sydney NSW 2000  
 Tel: (02) 955 9133  
 Fax: (02) 955 9133  
 www.mirvac.com.au

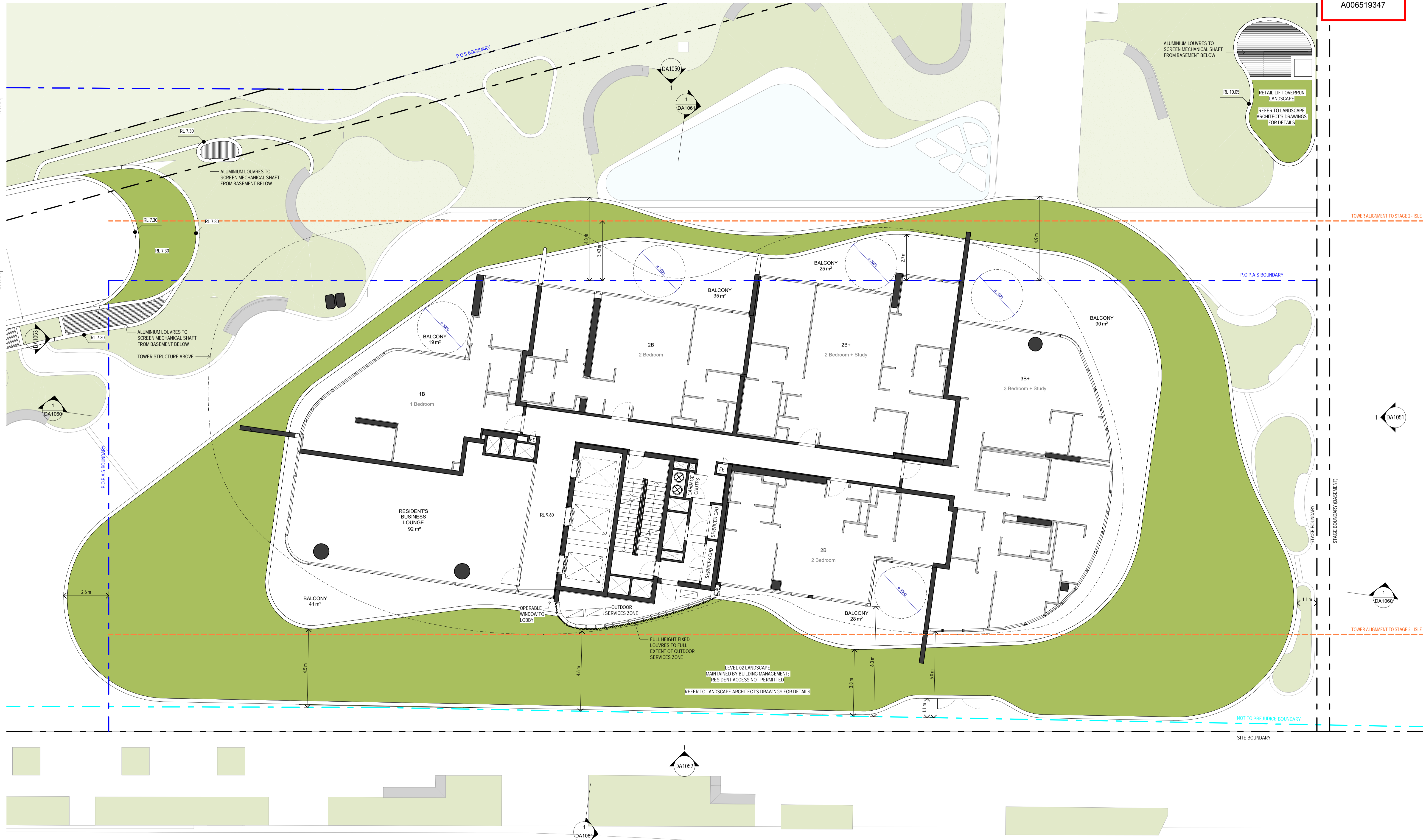


project:  
**SKY PRECINCT (STAGE 3)**  
 57 Skyring Terrace, Newstead

title:  
**FLOOR PLAN - L01 / GROUND LEVEL**

job no: AP-10106  
 drawing no: DA1001  
 scale @ A1 : 1 : 200  
 date: 02.05.2024 rev: B





**GENERAL NOTES - DEVELOPMENT APPLICATION**

1. DESIGN RESOLUTION
- 1.1 THE DRAWINGS REPRESENT GENERAL ARCHITECTURAL INTENT FOR THE PURPOSE OF THIS DEVELOPMENT APPLICATION ONLY.
- 1.2 THE INTERNAL LAYOUT IS SHOWN INDICATIVELY AND IS SUBJECT TO FURTHER DESIGN DEVELOPMENT.
- 1.3 THE DIMENSIONS SHOWN ARE GENERAL ONLY AND ARE SUBJECT TO FURTHER DESIGN DEVELOPMENT.
- 1.4 LOCATION OF CAR PARK ENTRY POINT IS GENERAL ONLY AND WILL BE CONFIRMED AND DIMENSIONED AT LATER STAGE.
- 1.5 THE SIZE AND POSITION OF LOUVRE SUN SCREENS IS INDICATIVE ONLY.
2. GRAPHIC PRESENTATION
- 2.1 COLOURS PRESENTED ON DRAWINGS ARE GENERIC ONLY AND INDICATIVE OF THE ARCHITECTURAL DESIGN INTENT. SOME COLOUR DISTORTION MAY ALSO OCCUR IN THE PRINTING PROCESS.
3. EXISTING STRUCTURES AND SERVICES
- 3.1 EXTENT AND LOCATION OF EXISTING STRUCTURES AND SERVICES IS ACCORDING TO THE AVAILABLE SURVEY INFORMATION AND WILL NEED TO BE VERIFIED ON SITE AT LATER STAGE.
- 3.2 ALL UNCHANGED SITE LEVELS ARE AS PER THE EXISTING SURVEY INFORMATION.
- 1.6 CEILING RL (WHERE SHOWN) INDICATES GENERAL CEILING DESIGN LEVEL ONLY, WHICH DOES ACCOUNT FOR SERVICES BULKHEADS OR SIMILAR PARTIAL CEILING PROTRUSIONS.
- 1.7 LANDSCAPE COMPONENT IS SHOWN INDICATIVELY ONLY AND SHOULD REFER TO LANDSCAPE ARCHITECT'S DOCUMENTATION.
- 1.8 LOCATION OF PLANT, EQUIPMENT AND SERVICES ON DRAWINGS IS GENERAL AND INDICATIVE ONLY, AND DOES NOT INCLUDE MINOR ELEMENTS, SUCH AS VENT PIPES, FLUES, AERIALS, ETC.

02.05.2024	B	FOR DEVELOPMENT APPLICATION
20.03.2024	A	DRAFT - FOR PRE-ASSESSMENT TECHNICAL REPORTS
date	rev	amendment

**MIRVAC DESIGN**  
 Level 28, 206 George St  
 Sydney NSW 2000  
 Tel: (61) 2 9231 1111  
 Fax: (61) 2 9231 1112  
 Email: design@mirvac.com.au  
 Website: www.mirvac.com.au



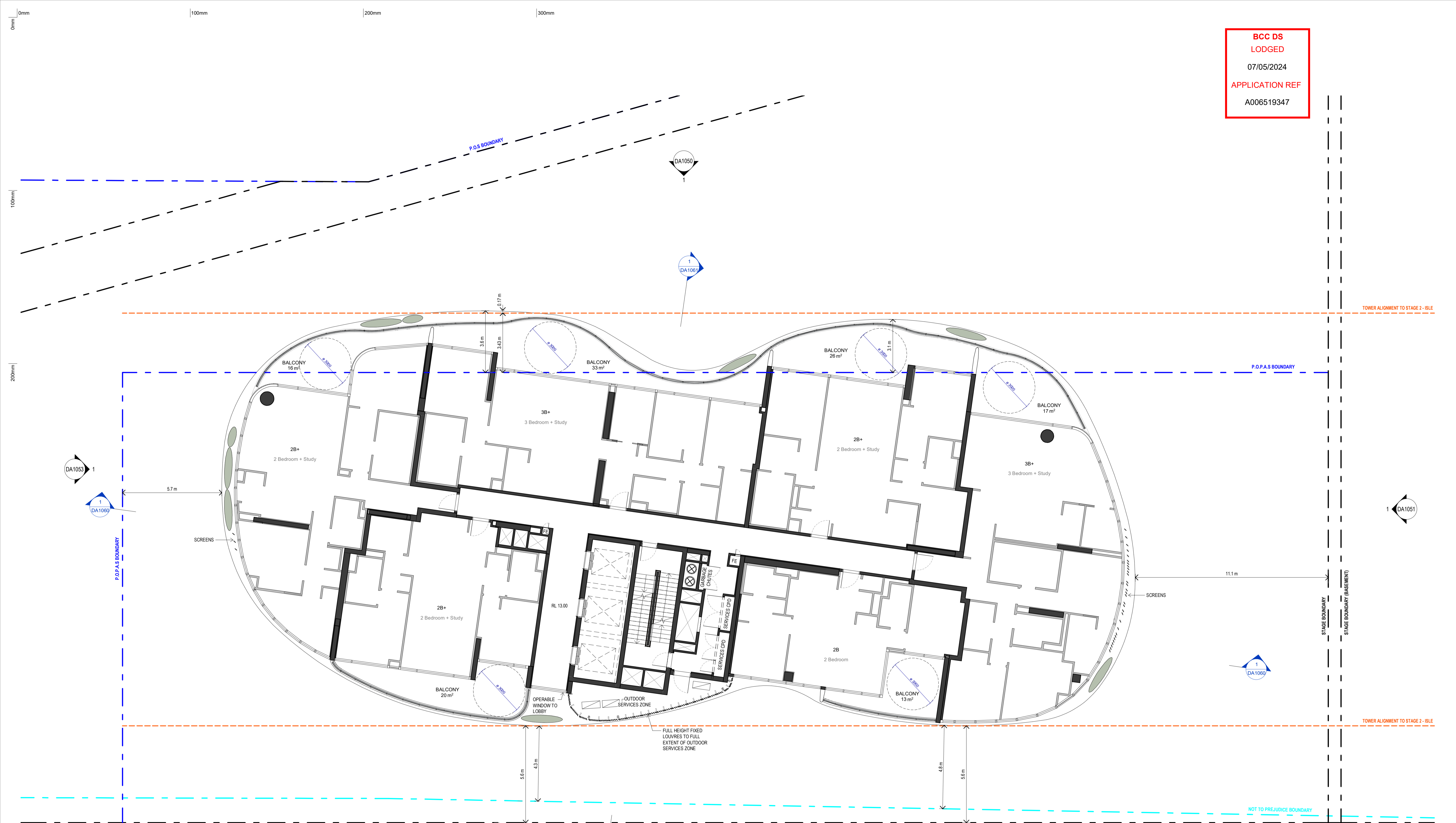
project:  
**SKY PRECINCT (STAGE 3)**  
 57 Skyring Terrace, Newstead

title:  
**FLOOR PLAN - L02**

job no: AP-10106  
 drawing no: DA1002  
 scale @ A1 : 1 : 100  
 date: 02.05.2024

rev: B

**BCC DS  
LODGED**  
07/05/2024  
APPLICATION REF  
A006519347



**GENERAL NOTES - DEVELOPMENT APPLICATION**

1. DESIGN RESOLUTION  
1.1 THE DRAWINGS REPRESENT GENERAL ARCHITECTURAL INTENT FOR THE PURPOSE OF THIS DEVELOPMENT APPLICATION ONLY.  
1.2 THE INTERNAL LAYOUT IS SHOWN INDICATIVELY AND IS SUBJECT TO FURTHER DESIGN DEVELOPMENT.  
1.3 THE DIMENSIONS SHOWN ARE GENERAL ONLY AND ARE SUBJECT TO FURTHER DESIGN DEVELOPMENT.  
1.4 LOCATION OF CAR PARK ENTRY POINT IS GENERAL ONLY AND WILL BE CONFIRMED AND DIMENSIONED AT LATER STAGE.  
1.5 THE SIZE AND POSITION OF LOUVRE SUN SCREENS IS INDICATIVE ONLY.

1.6 CEILING RL (WHERE SHOWN) INDICATES GENERAL CEILING DESIGN LEVEL ONLY, WHICH DOES ACCOUNT FOR SERVICES BULKHEADS OR SIMILAR PARTIAL CEILING PROTRUSIONS.  
1.7 LANDSCAPE COMPONENT IS SHOWN INDICATIVELY ONLY AND SHOULD REFER TO LANDSCAPE ARCHITECT'S DOCUMENTATION.  
1.8 LOCATION OF PLANT, EQUIPMENT AND SERVICES ON DRAWINGS IS GENERAL AND INDICATIVE ONLY, AND DOES NOT INCLUDE MINOR ELEMENTS, SUCH AS VENT PIPES, FLUES, AERIALS, ETC.

2. GRAPHIC PRESENTATION  
2.1 COLOURS PRESENTED ON DRAWINGS ARE GENERIC ONLY AND INDICATIVE OF THE ARCHITECTURAL DESIGN INTENT. SOME COLOUR DISTORTION MAY ALSO OCCUR IN THE PRINTING PROCESS.  
3. EXISTING STRUCTURES AND SERVICES  
3.1 EXTENT AND LOCATION OF EXISTING STRUCTURES AND SERVICES IS ACCORDING TO THE AVAILABLE SURVEY INFORMATION AND WILL NEED TO BE VERIFIED ON SITE AT LATER STAGE.  
3.2 ALL UNCHANGED SITE LEVELS ARE AS PER THE EXISTING SURVEY INFORMATION.

02.05.2024 B FOR DEVELOPMENT APPLICATION  
20.03.2024 A DRAFT - FOR PRE-ASSESSMENT TECHNICAL REPORTS  
date rev amendment

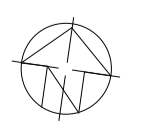
**MIRVAC DESIGN**  
Level 28 200 George St  
Sydney NSW 2000  
Tel: 002 9250 1122  
mirvac.com.au  
Mirvac Design Pty Ltd  
ABN 70 025 597 132  
Mirvac Design Nominees / Responsible Architects  
Anita Varma Michael Wilmer David Hines Programing Contractors Andrew Lu  
https://www.mirvacdesign.com/our-people-and-teams



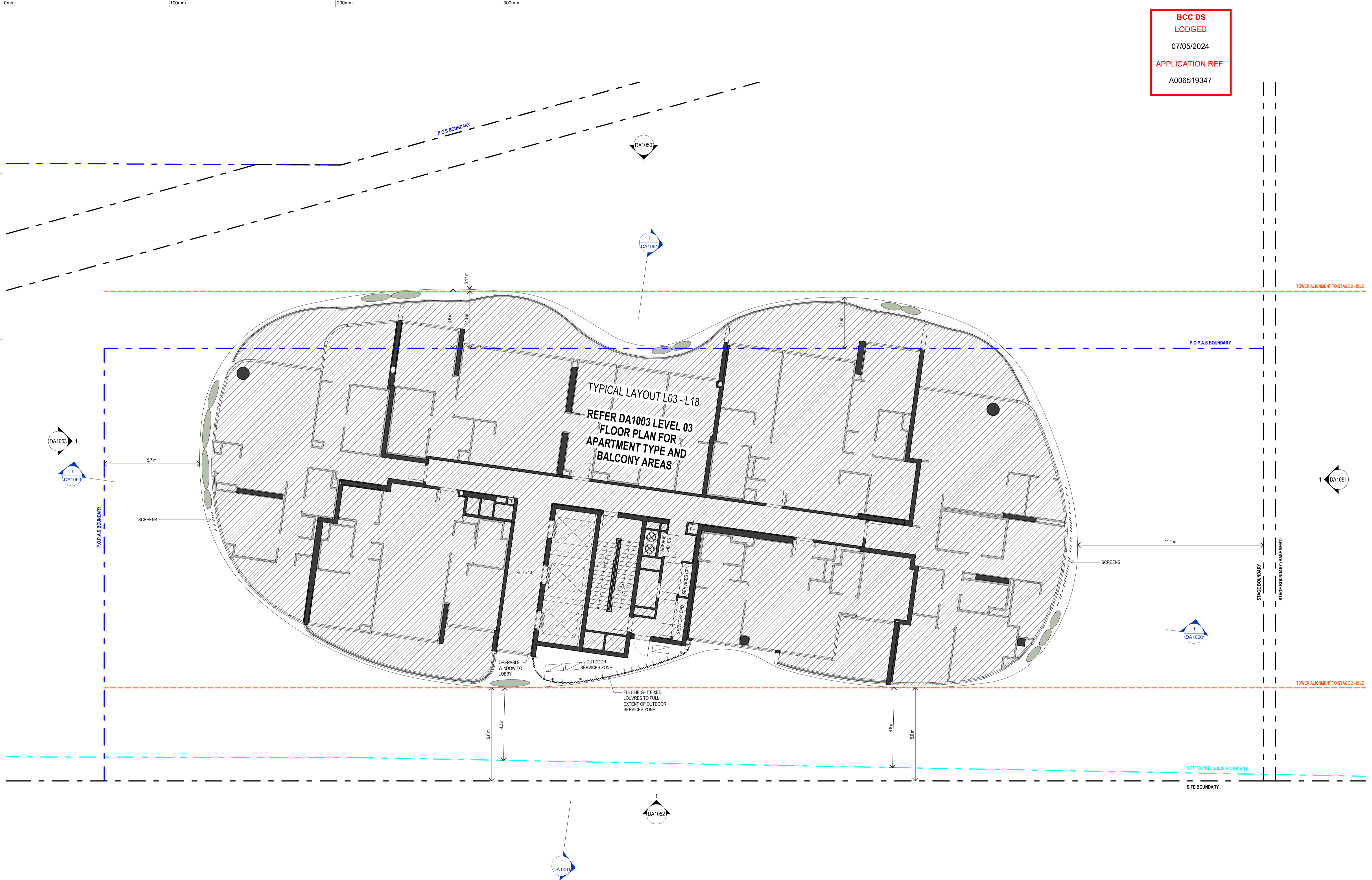
project:  
**SKY PRECINCT (STAGE 3)**  
57 Skyring Terrace, Newstead

title:  
**FLOOR PLAN - L03 / TYPICAL**

job no: AP-10106  
drawing no: DA1003  
scale @ A1 : 1 : 100  
date: 02.05.2024 rev: B



BCC DS  
 LODGED  
 07/05/2024  
 APPLICATION REF  
 A006519347



**GENERAL NOTES - DEVELOPMENT APPLICATION**

1. DESIGN RESOLUTION  
 1.1 THE DRAWINGS REPRESENT GENERAL ARCHITECTURAL INTENT FOR THE PURPOSE OF THIS DEVELOPMENT APPLICATION ONLY.  
 1.2 THE INTERNAL LAYOUT IS SHOWN INDICATIVELY AND IS SUBJECT TO FURTHER DESIGN DEVELOPMENT.  
 1.3 THE DIMENSIONS SHOWN ARE GENERAL ONLY AND ARE SUBJECT TO FURTHER DESIGN DEVELOPMENT.  
 1.4 LOCATION OF CAR PARK ENTRY POINT IS GENERAL ONLY AND WILL BE CONFIRMED AND DIMENSIONED AT LATER STAGE.  
 1.5 THE SIZE AND POSITION OF LOUVRE SUN SCREENS IS INDICATIVE ONLY.

1.6 CEILING RL (WHERE SHOWN) INDICATES GENERAL CEILING DESIGN LEVEL ONLY, WHICH DOES ACCOUNT FOR SERVICES BULKHEADS OR SIMILAR PARTIAL CEILING PROTRUSIONS.  
 1.7 LANDSCAPE COMPONENT IS SHOWN INDICATIVELY ONLY AND SHOULD REFER TO LANDSCAPE ARCHITECT'S DOCUMENTATION.  
 1.8 LOCATION OF PLANT, EQUIPMENT AND SERVICES ON DRAWINGS IS GENERAL AND INDICATIVE ONLY, AND DOES NOT INCLUDE MINOR ELEMENTS, SUCH AS VENT PIPES, FLUES, AERIALS, ETC.

2. GRAPHIC PRESENTATION  
 2.1 COLOURS PRESENTED ON DRAWINGS ARE GENERIC ONLY AND INDICATIVE OF THE ARCHITECTURAL DESIGN INTENT. SOME COLOUR DISTORTION MAY ALSO OCCUR IN THE PRINTING PROCESS.  
 3. EXISTING STRUCTURES AND SERVICES  
 3.1 EXTENT AND LOCATION OF EXISTING STRUCTURES AND SERVICES IS ACCORDING TO THE AVAILABLE SURVEY INFORMATION AND WILL NEED TO BE VERIFIED ON SITE AT LATER STAGE.  
 3.2 ALL UNCHANGED SITE LEVELS ARE AS PER THE EXISTING SURVEY INFORMATION.

02.05.2024	B	FOR DEVELOPMENT APPLICATION
20.03.2024	A	DRAFT - FOR PRE-ASSESSMENT TECHNICAL REPORTS
	rev	amendment

**MIRVAC DESIGN**  
 Level 20 200 George St  
 Sydney NSW 2000  
 Tel: (02) 9559 1332  
 Fax: (02) 9559 1333  
 Email: info@mirvac.com.au  
 Website: www.mirvac.com.au  
 Mirvac Design Pty Ltd  
 ABN 70 025 559 133  
 Mirvac Design Nominees / Responsible Architects  
 Anita Varma Michael Wilmer David Hines Programing Contractors Andrew Lu  
 (http://www.mirvacdesign.com/consultant-architects)



project:  
**SKY PRECINCT (STAGE 3)**  
 57 Skyring Terrace, Newstead

title:  
**FLOOR PLAN - L04**

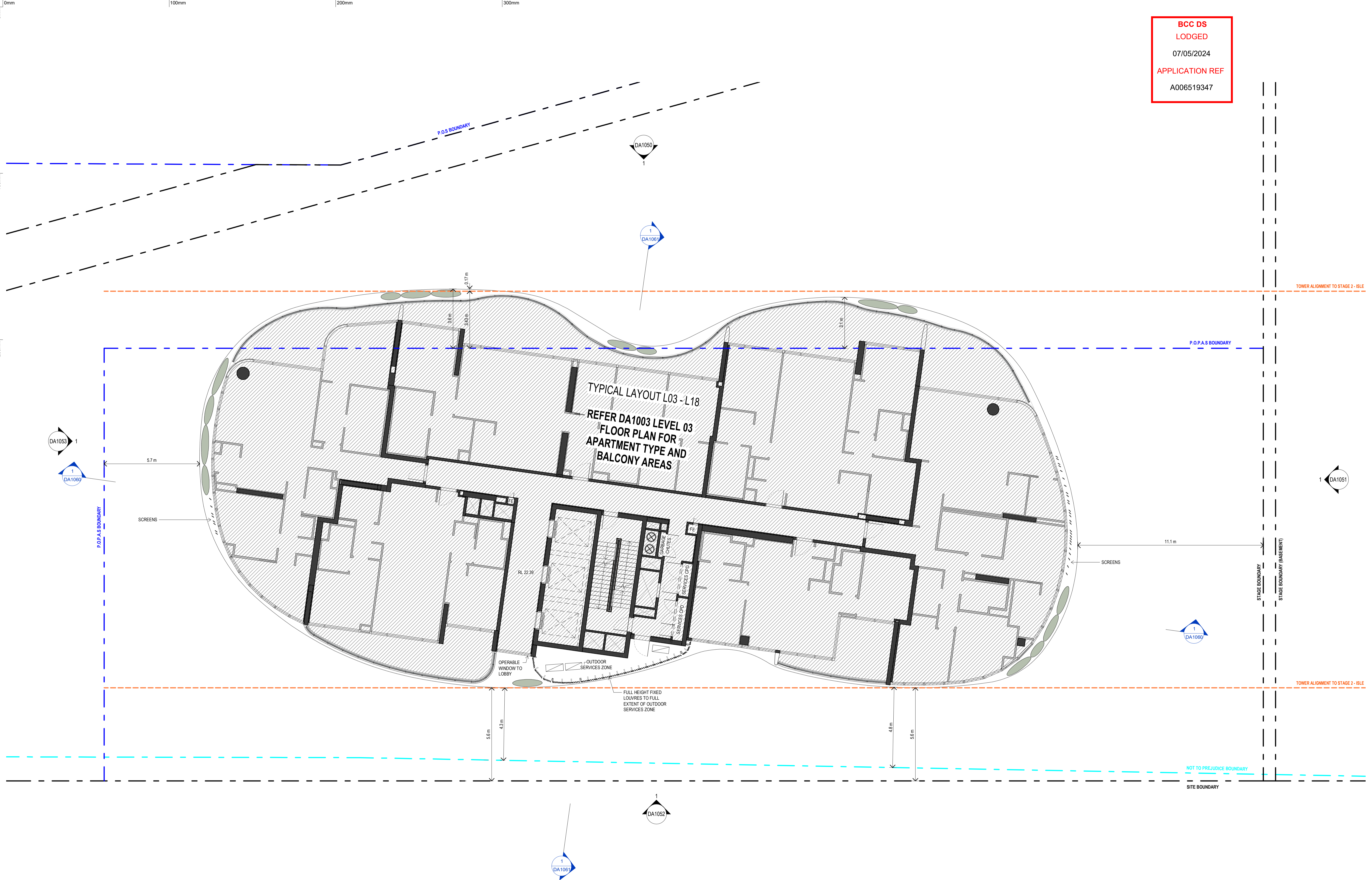
job no: AP-10106  
 drawing no: DA1004  
 scale @ A1 : 1 : 100  
 date: 02.05.2024

rev: **B**





**BCC DS**  
**LODGED**  
 07/05/2024  
**APPLICATION REF**  
 A006519347



**GENERAL NOTES - DEVELOPMENT APPLICATION**

1. DESIGN RESOLUTION  
 1.1 THE DRAWINGS REPRESENT GENERAL ARCHITECTURAL INTENT FOR THE PURPOSE OF THIS DEVELOPMENT APPLICATION ONLY.  
 1.2 THE INTERNAL LAYOUT IS SHOWN INDICATIVELY AND IS SUBJECT TO FURTHER DESIGN DEVELOPMENT.  
 1.3 THE DIMENSIONS SHOWN ARE GENERAL ONLY AND ARE SUBJECT TO FURTHER DESIGN DEVELOPMENT.  
 1.4 LOCATION OF CAR PARK ENTRY POINT IS GENERAL ONLY AND WILL BE CONFIRMED AND DIMENSIONED AT LATER STAGE.  
 1.5 THE SIZE AND POSITION OF LOUVRE SUN SCREENS IS INDICATIVE ONLY.

1.6 CEILING RL (WHERE SHOWN) INDICATES GENERAL CEILING DESIGN LEVEL ONLY, WHICH DOES ACCOUNT FOR SERVICES BULKHEADS OR SIMILAR PARTIAL CEILING PROTRUSIONS.  
 1.7 LANDSCAPE COMPONENT IS SHOWN INDICATIVELY ONLY AND SHOULD REFER TO LANDSCAPE ARCHITECT'S DOCUMENTATION.  
 1.8 LOCATION OF PLANT, EQUIPMENT AND SERVICES ON DRAWINGS IS GENERAL AND INDICATIVE ONLY, AND DOES NOT INCLUDE MINOR ELEMENTS, SUCH AS VENT PIPES, FLUES, AERIALS, ETC.

2. GRAPHIC PRESENTATION  
 2.1 COLOURS PRESENTED ON DRAWINGS ARE GENERIC ONLY AND INDICATIVE OF THE ARCHITECTURAL DESIGN INTENT. SOME COLOUR DISTORTION MAY ALSO OCCUR IN THE PRINTING PROCESS.  
 3. EXISTING STRUCTURES AND SERVICES  
 3.1 EXTENT AND LOCATION OF EXISTING STRUCTURES AND SERVICES IS ACCORDING TO THE AVAILABLE SURVEY INFORMATION AND WILL NEED TO BE VERIFIED ON SITE AT LATER STAGE.  
 3.2 ALL UNCHANGED SITE LEVELS ARE AS PER THE EXISTING SURVEY INFORMATION.

02.05.2024	B	FOR DEVELOPMENT APPLICATION
20.03.2024	A	DRAFT - FOR PRE-ASSESSMENT TECHNICAL REPORTS
	rev	amendment

**MIRVAC DESIGN**  
 Level 28 200 George St  
 Sydney NSW 2000  
 Tel: (02) 9559 1133  
 Fax: (02) 9559 1132  
 Email: info@mirvac.com.au  
 Website: www.mirvac.com.au  
 Mirvac Design Pty Ltd  
 ABN 70 025 559 1132  
 Mirvac Design Nominees / Responsible Architects  
 Anita Varma Michael Warner David Viner Programing Contractors Andrew Lu  
 (http://www.mirvacdesign.com.au/contact-us/office)



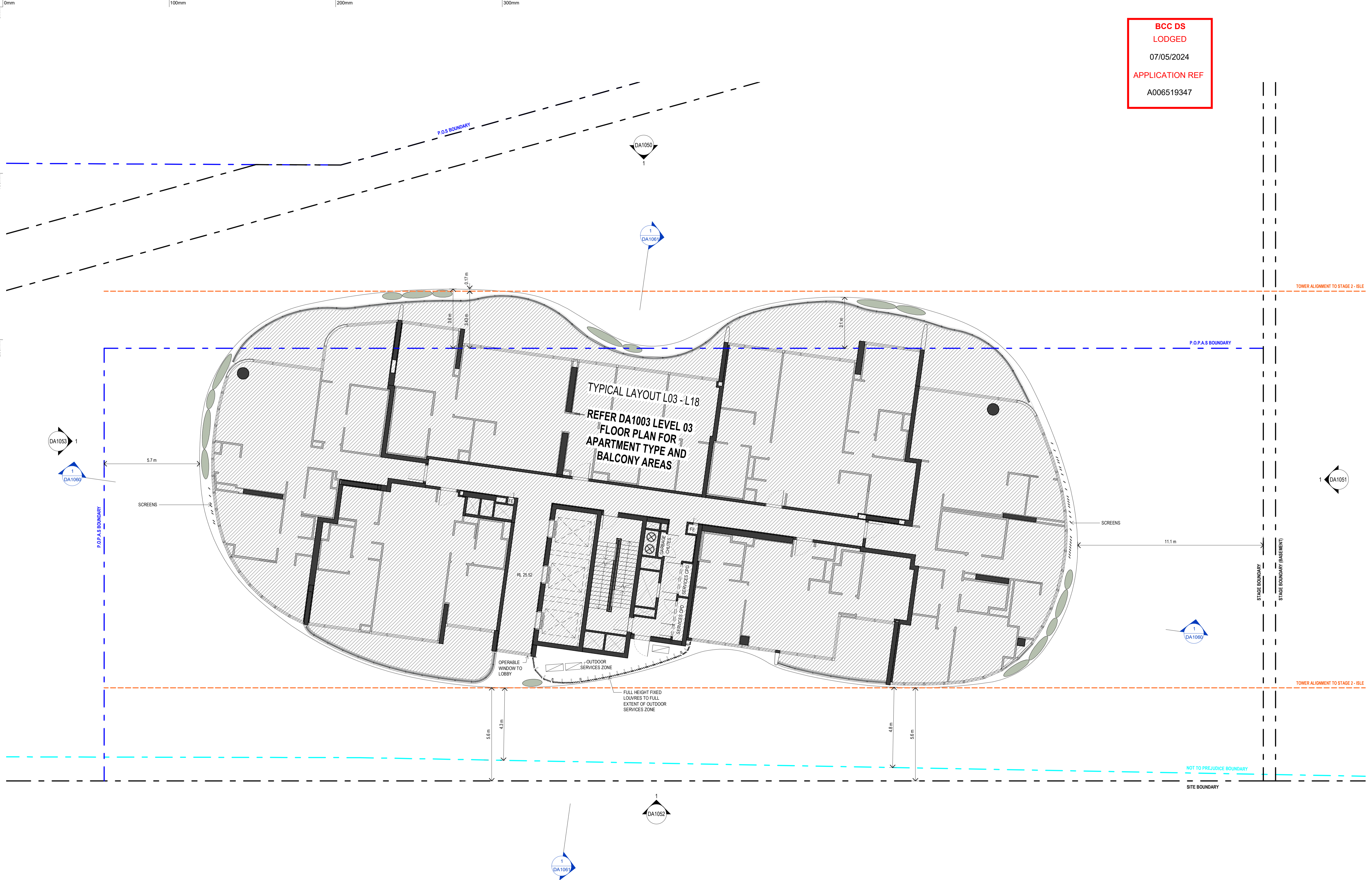
project:  
**SKY PRECINCT (STAGE 3)**  
 57 Skyring Terrace, Newstead

title:  
**FLOOR PLAN - L06**

job no: AP-10106  
 drawing no: DA1006  
 scale @ A1 : 1 : 100  
 date: 02.05.2024

rev: **B**

**BCC DS**  
**LODGED**  
 07/05/2024  
 APPLICATION REF  
 A006519347



**GENERAL NOTES - DEVELOPMENT APPLICATION**

1. DESIGN RESOLUTION  
 1.1 THE DRAWINGS REPRESENT GENERAL ARCHITECTURAL INTENT FOR THE PURPOSE OF THIS DEVELOPMENT APPLICATION ONLY.  
 1.2 THE INTERNAL LAYOUT IS SHOWN INDICATIVELY AND IS SUBJECT TO FURTHER DESIGN DEVELOPMENT.  
 1.3 THE DIMENSIONS SHOWN ARE GENERAL ONLY AND ARE SUBJECT TO FURTHER DESIGN DEVELOPMENT.  
 1.4 LOCATION OF CAR PARK ENTRY POINT IS GENERAL ONLY AND WILL BE CONFIRMED AND DIMENSIONED AT LATER STAGE.  
 1.5 THE SIZE AND POSITION OF LOUVRE SUN SCREENS IS INDICATIVE ONLY.

1.6 CEILING RL (WHERE SHOWN) INDICATES GENERAL CEILING DESIGN LEVEL ONLY, WHICH DOES ACCOUNT FOR SERVICES BULKHEADS OR SIMILAR PARTIAL CEILING PROTRUSIONS.  
 1.7 LANDSCAPE COMPONENT IS SHOWN INDICATIVELY ONLY AND SHOULD REFER TO LANDSCAPE ARCHITECT'S DOCUMENTATION.  
 1.8 LOCATION OF PLANT, EQUIPMENT AND SERVICES ON DRAWINGS IS GENERAL AND INDICATIVE ONLY, AND DOES NOT INCLUDE MINOR ELEMENTS, SUCH AS VENT PIPES, FLUES, AERIALS, ETC.

2. GRAPHIC PRESENTATION  
 2.1 COLOURS PRESENTED ON DRAWINGS ARE GENERIC ONLY AND INDICATIVE OF THE ARCHITECTURAL DESIGN INTENT. SOME COLOUR DISTORTION MAY ALSO OCCUR IN THE PRINTING PROCESS.  
 3. EXISTING STRUCTURES AND SERVICES  
 3.1 EXTENT AND LOCATION OF EXISTING STRUCTURES AND SERVICES IS ACCORDING TO THE AVAILABLE SURVEY INFORMATION AND WILL NEED TO BE VERIFIED ON SITE AT LATER STAGE.  
 3.2 ALL UNCHANGED SITE LEVELS ARE AS PER THE EXISTING SURVEY INFORMATION.

02.05.2024	B	FOR DEVELOPMENT APPLICATION
20.03.2024	A	DRAFT - FOR PRE-ASSESSMENT TECHNICAL REPORTS
	rev	amendment

**MIRVAC DESIGN**  
 Level 20 200 George St  
 Sydney NSW 2000  
 Tel: (02) 9559 1332  
 Fax: (02) 9559 1333  
 Email: info@mirvac.com.au  
 Website: www.mirvac.com.au  
 Mirvac Design Pty Ltd  
 ABN 70 025 589 132  
 Mirvac Design Nominees / Responsible Architects  
 Anita Varma Michael Wilmer David Hines Programing Undertaker Andrew Lu  
 (http://www.mirvacdesign.com/our-team/andrew-lu)



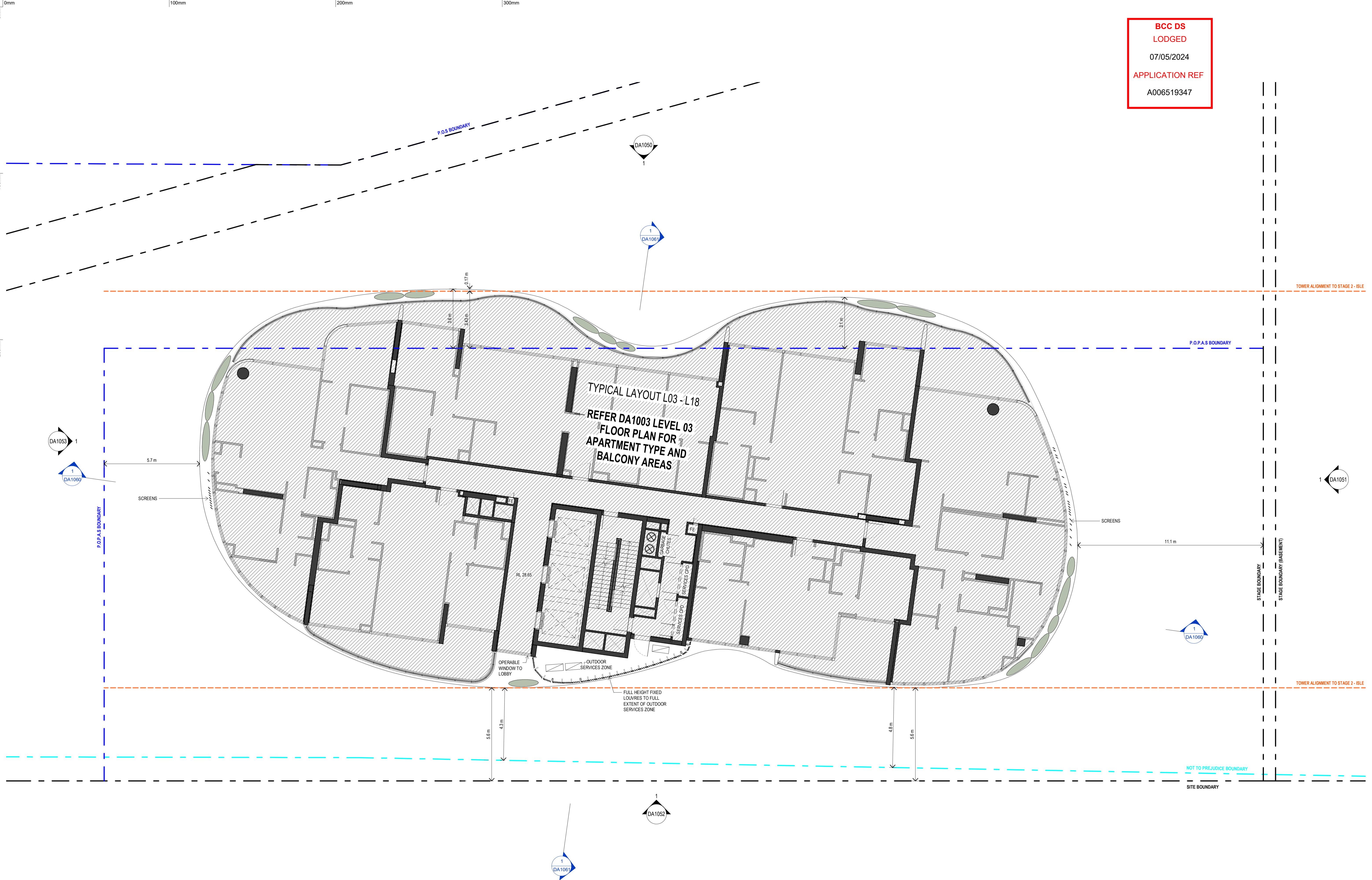
project:  
**SKY PRECINCT (STAGE 3)**  
 57 Skyring Terrace, Newstead

title:  
**FLOOR PLAN - L07**

job no: AP-10106  
 drawing no: DA1007  
 scale @ A1 : 1 : 100  
 date: 02.05.2024

rev: **B**

**BCC DS**  
**LODGED**  
 07/05/2024  
 APPLICATION REF  
 A006519347



**GENERAL NOTES - DEVELOPMENT APPLICATION**

- 1. DESIGN RESOLUTION
- 1.1 THE DRAWINGS REPRESENT GENERAL ARCHITECTURAL INTENT FOR THE PURPOSE OF THIS DEVELOPMENT APPLICATION ONLY.
- 1.2 THE INTERNAL LAYOUT IS SHOWN INDICATIVELY AND IS SUBJECT TO FURTHER DESIGN DEVELOPMENT.
- 1.3 THE DIMENSIONS SHOWN ARE GENERAL ONLY AND ARE SUBJECT TO FURTHER DESIGN DEVELOPMENT.
- 1.4 LOCATION OF CAR PARK ENTRY POINT IS GENERAL ONLY AND WILL BE CONFIRMED AND DIMENSIONED AT LATER STAGE.
- 1.5 THE SIZE AND POSITION OF LOUVRE SUN SCREENS IS INDICATIVE ONLY.
- 1.6 CEILING RL (WHERE SHOWN) INDICATES GENERAL CEILING DESIGN LEVEL ONLY, WHICH DOES ACCOUNT FOR SERVICES BULKHEADS OR SIMILAR PARTIAL CEILING PROTRUSIONS.
- 1.7 LANDSCAPE COMPONENT IS SHOWN INDICATIVELY ONLY AND SHOULD REFER TO LANDSCAPE ARCHITECT'S DOCUMENTATION.
- 1.8 LOCATION OF PLANT, EQUIPMENT AND SERVICES ON DRAWINGS IS GENERAL AND INDICATIVE ONLY, AND DOES NOT INCLUDE MINOR ELEMENTS, SUCH AS VENT PIPES, FLUES, AERIALS, ETC.
- 2. GRAPHIC PRESENTATION
- 2.1 COLOURS PRESENTED ON DRAWINGS ARE GENERIC ONLY AND INDICATIVE OF THE ARCHITECTURAL DESIGN INTENT. SOME COLOUR DISTORTION MAY ALSO OCCUR IN THE PRINTING PROCESS.
- 3. EXISTING STRUCTURES AND SERVICES
- 3.1 EXTENT AND LOCATION OF EXISTING STRUCTURES AND SERVICES IS ACCORDING TO THE AVAILABLE SURVEY INFORMATION AND WILL NEED TO BE VERIFIED ON SITE AT LATER STAGE.
- 3.2 ALL UNCHANGED SITE LEVELS ARE AS PER THE EXISTING SURVEY INFORMATION.

02.05.2024	B	FOR DEVELOPMENT APPLICATION
20.03.2024	A	DRAFT - FOR PRE-ASSESSMENT TECHNICAL REPORTS
	rev	amendment

**MIRVAC DESIGN**  
 Level 20 200 George St  
 Sydney NSW 2000  
 Tel: (02) 9559 1332  
 Fax: (02) 9559 1333  
 Email: info@mirvac.com.au  
 Website: www.mirvac.com.au  
 ABN 70 025 559 1332  
 Mirvac Design Pty Ltd  
 Mirvac Design Nominees / Responsible Architects  
 Anita Varma Michael Wilmer David Hines Programing Contractors Andrew Lu  
 (http://www.mirvacdesign.com.au/contact-us/office)



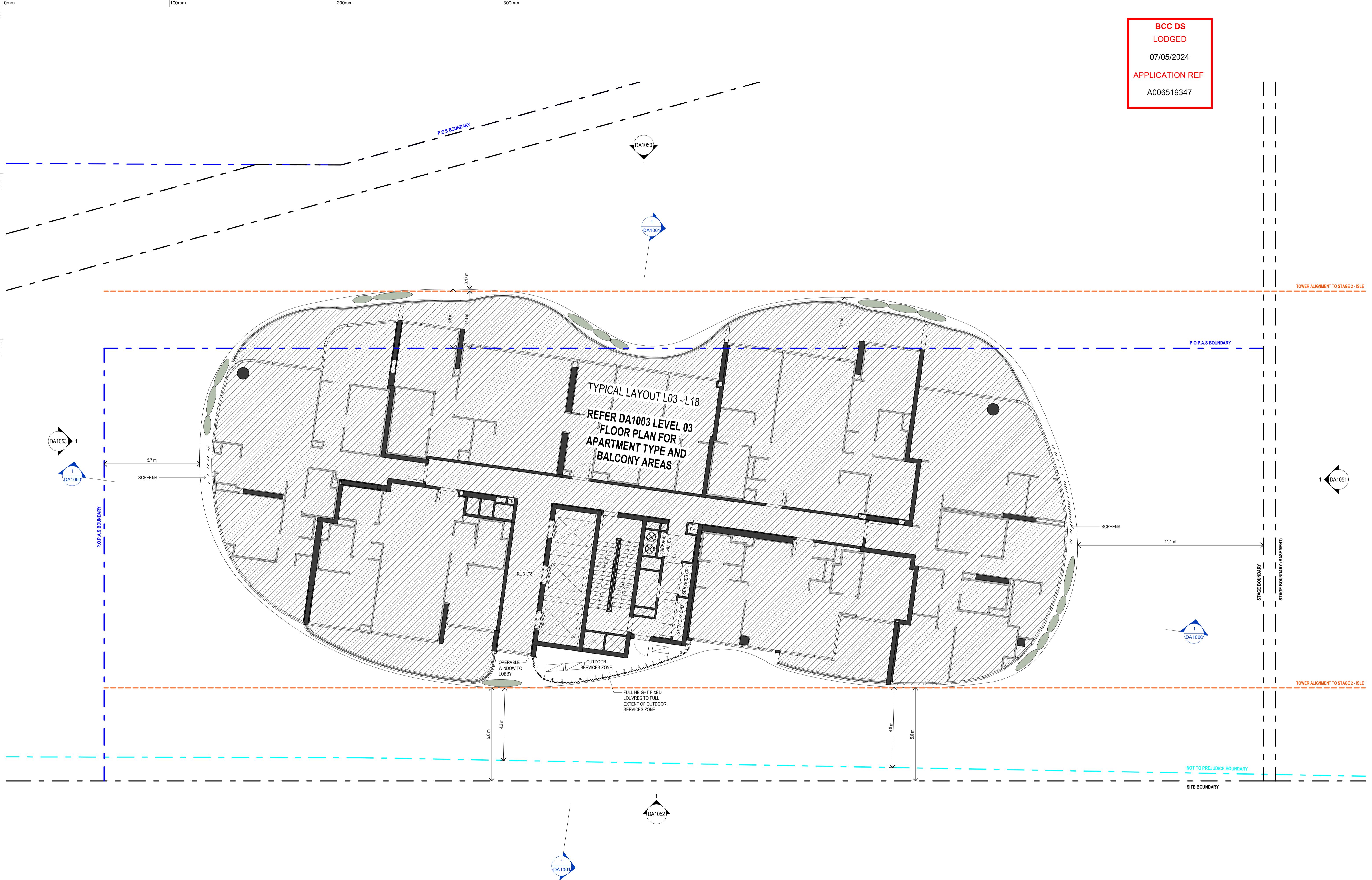
project:  
**SKY PRECINCT (STAGE 3)**  
 57 Skyring Terrace, Newstead

title:  
**FLOOR PLAN - L08**

job no: AP-10106  
 drawing no: DA1008  
 scale @ A1 : 1 : 100  
 date: 02.05.2024

rev: **B**

**BCC DS**  
**LODGED**  
 07/05/2024  
 APPLICATION REF  
 A006519347



**GENERAL NOTES - DEVELOPMENT APPLICATION**

1. DESIGN RESOLUTION  
 1.1 THE DRAWINGS REPRESENT GENERAL ARCHITECTURAL INTENT FOR THE PURPOSE OF THIS DEVELOPMENT APPLICATION ONLY.  
 1.2 THE INTERNAL LAYOUT IS SHOWN INDICATIVELY AND IS SUBJECT TO FURTHER DESIGN DEVELOPMENT.  
 1.3 THE DIMENSIONS SHOWN ARE GENERAL ONLY AND ARE SUBJECT TO FURTHER DESIGN DEVELOPMENT.  
 1.4 LOCATION OF CAR PARK ENTRY POINT IS GENERAL ONLY AND WILL BE CONFIRMED AND DIMENSIONED AT LATER STAGE.  
 1.5 THE SIZE AND POSITION OF LOUVRE SUN SCREENS IS INDICATIVE ONLY.

1.6 CEILING RL (WHERE SHOWN) INDICATES GENERAL CEILING DESIGN LEVEL ONLY, WHICH DOES ACCOUNT FOR SERVICES BULKHEADS OR SIMILAR PARTIAL CEILING PROTRUSIONS.  
 1.7 LANDSCAPE COMPONENT IS SHOWN INDICATIVELY ONLY AND SHOULD REFER TO LANDSCAPE ARCHITECT'S DOCUMENTATION.  
 1.8 LOCATION OF PLANT, EQUIPMENT AND SERVICES ON DRAWINGS IS GENERAL AND INDICATIVE ONLY, AND DOES NOT INCLUDE MINOR ELEMENTS, SUCH AS VENT PIPES, FLUES, AERIALS, ETC.

2. GRAPHIC PRESENTATION  
 2.1 COLOURS PRESENTED ON DRAWINGS ARE GENERIC ONLY AND INDICATIVE OF THE ARCHITECTURAL DESIGN INTENT. SOME COLOUR DISTORTION MAY ALSO OCCUR IN THE PRINTING PROCESS.  
 3. EXISTING STRUCTURES AND SERVICES  
 3.1 EXTENT AND LOCATION OF EXISTING STRUCTURES AND SERVICES IS ACCORDING TO THE AVAILABLE SURVEY INFORMATION AND WILL NEED TO BE VERIFIED ON SITE AT LATER STAGE.  
 3.2 ALL UNCHANGED SITE LEVELS ARE AS PER THE EXISTING SURVEY INFORMATION.

02.05.2024	B	FOR DEVELOPMENT APPLICATION
20.03.2024	A	DRAFT - FOR PRE-ASSESSMENT TECHNICAL REPORTS
	rev	amendment

**MIRVAC DESIGN**  
 Level 20 200 George St  
 Sydney NSW 2000  
 Tel: (02) 9559 1332  
 Fax: (02) 9559 1333  
 Email: info@mirvac.com.au  
 Website: www.mirvac.com.au  
 Mirvac Design Pty Ltd  
 ABN 70 025 559 1332  
 Mirvac Design Nominees / Responsible Architects  
 Anita Varma Michael Warner David Hines Programing Contractors Andrew Lu  
 (http://www.mirvacdesign.com/our-team/andrew-lu)



project:  
**SKY PRECINCT (STAGE 3)**  
 57 Skyring Terrace, Newstead

title:  
**FLOOR PLAN - L03**

job no: AP-10106  
 drawing no: DA1009  
 scale @ A1 : 1 : 100  
 date: 02.05.2024

rev: **B**

**BCC DS**  
**LODGED**  
 07/05/2024  
 APPLICATION REF  
 A006519347



**GENERAL NOTES - DEVELOPMENT APPLICATION**

- 1. DESIGN RESOLUTION
- 1.1 THE DRAWINGS REPRESENT GENERAL ARCHITECTURAL INTENT FOR THE PURPOSE OF THIS DEVELOPMENT APPLICATION ONLY.
- 1.2 THE INTERNAL LAYOUT IS SHOWN INDICATIVELY AND IS SUBJECT TO FURTHER DESIGN DEVELOPMENT.
- 1.3 THE DIMENSIONS SHOWN ARE GENERAL ONLY AND ARE SUBJECT TO FURTHER DESIGN DEVELOPMENT.
- 1.4 LOCATION OF CAR PARK ENTRY POINT IS GENERAL ONLY AND WILL BE CONFIRMED AND DIMENSIONED AT LATER STAGE.
- 1.5 THE SIZE AND POSITION OF LOUVRE SUN SCREENS IS INDICATIVE ONLY.
- 1.6 CEILING RL (WHERE SHOWN) INDICATES GENERAL CEILING DESIGN LEVEL ONLY, WHICH DOES ACCOUNT FOR SERVICES BULKHEADS OR SIMILAR PARTIAL CEILING PROTRUSIONS.
- 1.7 LANDSCAPE COMPONENT IS SHOWN INDICATIVELY ONLY AND SHOULD REFER TO LANDSCAPE ARCHITECT'S DOCUMENTATION.
- 1.8 LOCATION OF PLANT, EQUIPMENT AND SERVICES ON DRAWINGS IS GENERAL AND INDICATIVE ONLY, AND DOES NOT INCLUDE MINOR ELEMENTS, SUCH AS VENT PIPES, FLUES, AERIALS, ETC.
- 2. GRAPHIC PRESENTATION
- 2.1 COLOURS PRESENTED ON DRAWINGS ARE GENERIC ONLY AND INDICATIVE OF THE ARCHITECTURAL DESIGN INTENT. SOME COLOUR DISTORTION MAY ALSO OCCUR IN THE PRINTING PROCESS.
- 3. EXISTING STRUCTURES AND SERVICES
- 3.1 EXTENT AND LOCATION OF EXISTING STRUCTURES AND SERVICES IS ACCORDING TO THE AVAILABLE SURVEY INFORMATION AND WILL NEED TO BE VERIFIED ON SITE AT LATER STAGE.
- 3.2 ALL UNCHANGED SITE LEVELS ARE AS PER THE EXISTING SURVEY INFORMATION.

02.05.2024	B	FOR DEVELOPMENT APPLICATION
20.03.2024	A	DRAFT - FOR PRE-ASSESSMENT TECHNICAL REPORTS
	rev	amendment

**MIRVAC DESIGN**  
 Level 20 200 George St  
 Sydney NSW 2000  
 Tel: (02) 9559 1332  
 Fax: (02) 9559 1333  
 Email: info@mirvac.com.au  
 Website: www.mirvac.com.au  
 Mirvac Design Pty Ltd  
 ABN 70 025 559 132  
 Mirvac Design Nominees / Responsible Architects  
 Anita Varma Michael Wilmer David Hines Programing Contractors Andrew Lu  
 (http://www.mirvacdesign.com.au/contact-us/office)



project:  
**SKY PRECINCT (STAGE 3)**  
 57 Skyring Terrace, Newstead

title:  
**FLOOR PLAN - L10**

job no: AP-10106  
 drawing no: DA1010  
 scale @ A1 : 1 : 100  
 date: 02.05.2024

rev: **B**

**BCC DS**  
**LODGED**  
 07/05/2024  
 APPLICATION REF  
 A006519347



**GENERAL NOTES - DEVELOPMENT APPLICATION**

1. DESIGN RESOLUTION  
 1.1 THE DRAWINGS REPRESENT GENERAL ARCHITECTURAL INTENT FOR THE PURPOSE OF THIS DEVELOPMENT APPLICATION ONLY.  
 1.2 THE INTERNAL LAYOUT IS SHOWN INDICATIVELY AND IS SUBJECT TO FURTHER DESIGN DEVELOPMENT.  
 1.3 THE DIMENSIONS SHOWN ARE GENERAL ONLY AND ARE SUBJECT TO FURTHER DESIGN RESOLUTION.  
 1.4 LOCATION OF CAR PARK ENTRY POINT IS GENERAL ONLY AND WILL BE CONFIRMED AND DIMENSIONED AT LATER STAGE.  
 1.5 THE SIZE AND POSITION OF LOUVRE SUN SCREENS IS INDICATIVE ONLY.

1.6 CEILING RL (WHERE SHOWN) INDICATES GENERAL CEILING DESIGN LEVEL ONLY, WHICH DOES ACCOUNT FOR SERVICES BULKHEADS OR SIMILAR PARTIAL CEILING PROTRUSIONS.  
 1.7 LANDSCAPE COMPONENT IS SHOWN INDICATIVELY ONLY AND SHOULD REFER TO LANDSCAPE ARCHITECT'S DOCUMENTATION.  
 1.8 LOCATION OF PLANT, EQUIPMENT AND SERVICES ON DRAWINGS IS GENERAL AND INDICATIVE ONLY, AND DOES NOT INCLUDE MINOR ELEMENTS, SUCH AS VENT PIPES, FLUES, AERIALS, ETC.

2. GRAPHIC PRESENTATION  
 2.1 COLOURS PRESENTED ON DRAWINGS ARE GENERIC ONLY AND INDICATIVE OF THE ARCHITECTURAL DESIGN INTENT. SOME COLOUR DISTORTION MAY ALSO OCCUR IN THE PRINTING PROCESS.  
 3. EXISTING STRUCTURES AND SERVICES  
 3.1 EXTENT AND LOCATION OF EXISTING STRUCTURES AND SERVICES IS ACCORDING TO THE AVAILABLE SURVEY INFORMATION AND WILL NEED TO BE VERIFIED ON SITE AT LATER STAGE.  
 3.2 ALL UNCHANGED SITE LEVELS ARE AS PER THE EXISTING SURVEY INFORMATION.

02.05.2024	B	FOR DEVELOPMENT APPLICATION
20.03.2024	A	DRAFT - FOR PRE-ASSESSMENT TECHNICAL REPORTS
		amendment

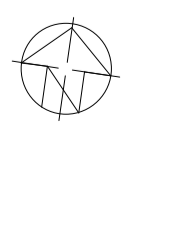
**MIRVAC DESIGN**  
 Level 28 200 George St  
 Sydney NSW 2000  
 Tel: (02) 9559 1322  
 Fax: (02) 9559 1323  
 Mirvac Design Pty Ltd  
 ABN 70 025 589 132  
 Mirvac Design Nominees / Responsible Architects  
 Anita Varma Michael Warner David Hines Programing Contractors Andrew Lu  
 https://www.mirvacdesign.com.au/contact-us/office



project:  
**SKY PRECINCT (STAGE 3)**  
 57 Skyring Terrace, Newstead

title:  
**FLOOR PLAN - L11**

job no: AP-10106  
 drawing no: DA1011  
 scale @ A1 : 1 : 100  
 date: 02.05.2024  
 rev: **B**



**BCC DS**  
**LODGED**  
 07/05/2024  
 APPLICATION REF  
 A006519347



**GENERAL NOTES - DEVELOPMENT APPLICATION**

- 1. DESIGN RESOLUTION
- 1.1 THE DRAWINGS REPRESENT GENERAL ARCHITECTURAL INTENT FOR THE PURPOSE OF THIS DEVELOPMENT APPLICATION ONLY.
- 1.2 THE INTERNAL LAYOUT IS SHOWN INDICATIVELY AND IS SUBJECT TO FURTHER DESIGN DEVELOPMENT.
- 1.3 THE DIMENSIONS SHOWN ARE GENERAL ONLY AND ARE SUBJECT TO FURTHER DESIGN DEVELOPMENT.
- 1.4 LOCATION OF CAR PARK ENTRY POINT IS GENERAL ONLY AND WILL BE CONFIRMED AND DIMENSIONED AT LATER STAGE.
- 1.5 THE SIZE AND POSITION OF LOUVRE SUN SCREENS IS INDICATIVE ONLY.
- 1.6 CEILING RL (WHERE SHOWN) INDICATES GENERAL CEILING DESIGN LEVEL ONLY, WHICH DOES ACCOUNT FOR SERVICES BULKHEADS OR SIMILAR PARTIAL CEILING PROTRUSIONS.
- 1.7 LANDSCAPE COMPONENT IS SHOWN INDICATIVELY ONLY AND SHOULD REFER TO LANDSCAPE ARCHITECT'S DOCUMENTATION.
- 1.8 LOCATION OF PLANT, EQUIPMENT AND SERVICES ON DRAWINGS IS GENERAL AND INDICATIVE ONLY, AND DOES NOT INCLUDE MINOR ELEMENTS, SUCH AS VENT PIPES, FLUES, AERIALS, ETC.
- 2. GRAPHIC PRESENTATION
- 2.1 COLOURS PRESENTED ON DRAWINGS ARE GENERIC ONLY AND INDICATIVE OF THE ARCHITECTURAL DESIGN INTENT. SOME COLOUR DISTORTION MAY ALSO OCCUR IN THE PRINTING PROCESS.
- 3. EXISTING STRUCTURES AND SERVICES
- 3.1 EXTENT AND LOCATION OF EXISTING STRUCTURES AND SERVICES IS ACCORDING TO THE AVAILABLE SURVEY INFORMATION AND WILL NEED TO BE VERIFIED ON SITE AT LATER STAGE.
- 3.2 ALL UNCHANGED SITE LEVELS ARE AS PER THE EXISTING SURVEY INFORMATION.

02.05.2024	B	FOR DEVELOPMENT APPLICATION
20.03.2024	A	DRAFT - FOR PRE-ASSESSMENT TECHNICAL REPORTS
	rev	amendment

**MIRVAC DESIGN**  
 Level 20 200 George St  
 Sydney NSW 2000  
 Tel: (02) 9559 1155  
 Fax: (02) 9559 1132  
 Email: info@mirvac.com.au  
 Website: www.mirvac.com.au  
 Mirvac Design Pty Ltd  
 ABN 70 025 589 132  
 Mirvac Design Nominees / Responsible Architects  
 Anita Varma Michael Wilmer David Hines Programing Contractors Andrew Lu  
 (http://www.mirvacdesign.com.au/contact-us/office)



project:  
**SKY PRECINCT (STAGE 3)**  
 57 Skyring Terrace, Newstead

title:  
**FLOOR PLAN - L12**

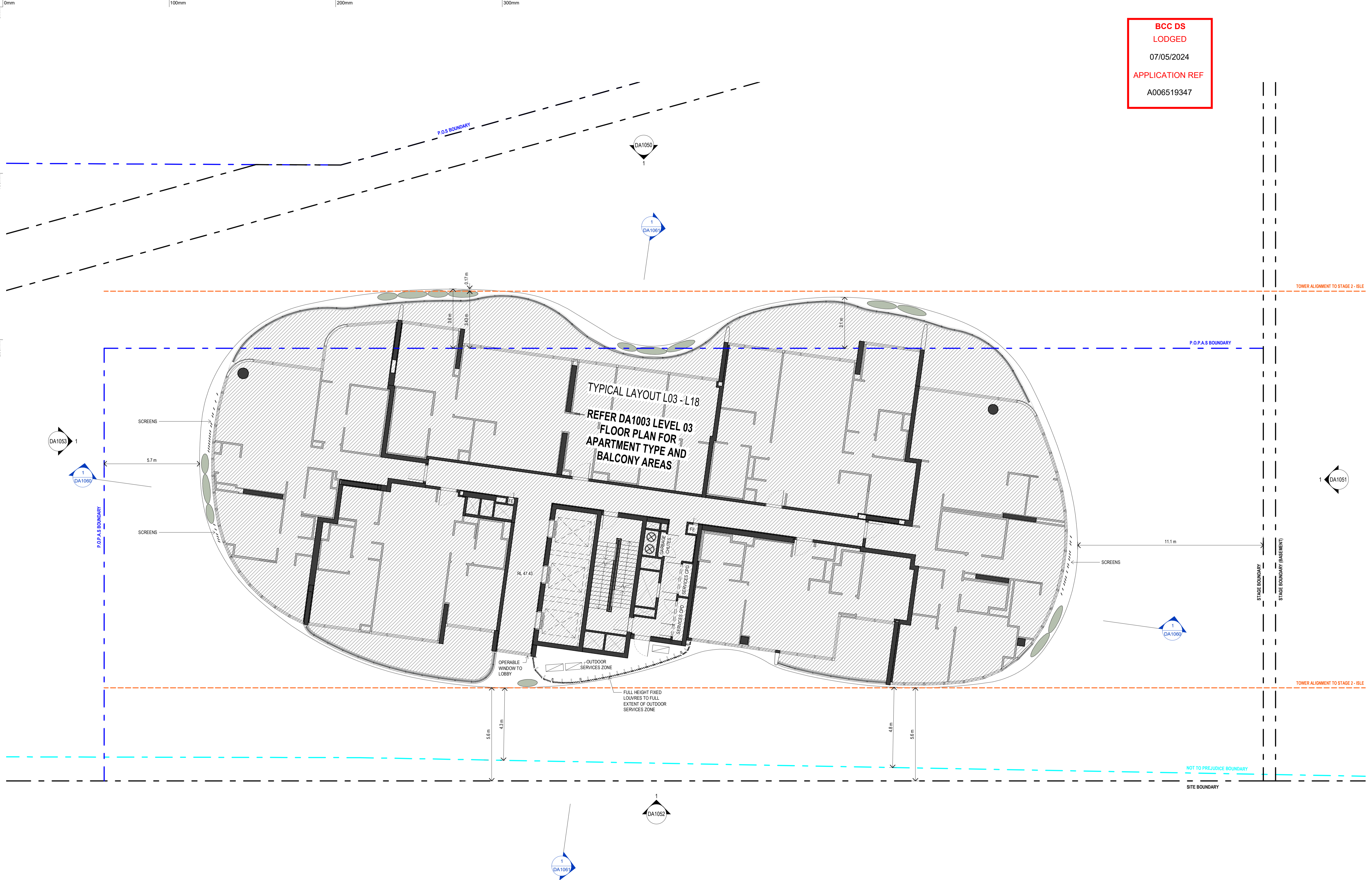
job no: AP-10106  
 drawing no: DA1012  
 scale @ A1 : 1 : 100  
 date: 02.05.2024

rev: **B**





**BCC DS**  
**LODGED**  
 07/05/2024  
**APPLICATION REF**  
 A006519347



**GENERAL NOTES - DEVELOPMENT APPLICATION**

- 1. DESIGN RESOLUTION
- 1.1 THE DRAWINGS REPRESENT GENERAL ARCHITECTURAL INTENT FOR THE PURPOSE OF THIS DEVELOPMENT APPLICATION ONLY.
- 1.2 THE INTERNAL LAYOUT IS SHOWN INDICATIVELY AND IS SUBJECT TO FURTHER DESIGN DEVELOPMENT.
- 1.3 THE DIMENSIONS SHOWN ARE GENERAL ONLY AND ARE SUBJECT TO FURTHER DESIGN DEVELOPMENT.
- 1.4 LOCATION OF CAR PARK ENTRY POINT IS GENERAL ONLY AND WILL BE CONFIRMED AND DIMENSIONED AT LATER STAGE.
- 1.5 THE SIZE AND POSITION OF LOUVRE SUN SCREENS IS INDICATIVE ONLY.
- 1.6 CEILING RL (WHERE SHOWN) INDICATES GENERAL CEILING DESIGN LEVEL ONLY, WHICH DOES ACCOUNT FOR SERVICES BULKHEADS OR SIMILAR PARTIAL CEILING PROTRUSIONS.
- 1.7 LANDSCAPE COMPONENT IS SHOWN INDICATIVELY ONLY AND SHOULD REFER TO LANDSCAPE ARCHITECT'S DOCUMENTATION.
- 1.8 LOCATION OF PLANT, EQUIPMENT AND SERVICES ON DRAWINGS IS GENERAL AND INDICATIVE ONLY, AND DOES NOT INCLUDE MINOR ELEMENTS, SUCH AS VENT PIPES, FLUES, AERIALS, ETC.
- 2. GRAPHIC PRESENTATION
- 2.1 COLOURS PRESENTED ON DRAWINGS ARE GENERIC ONLY AND INDICATIVE OF THE ARCHITECTURAL DESIGN INTENT. SOME COLOUR DISTORTION MAY ALSO OCCUR IN THE PRINTING PROCESS.
- 3. EXISTING STRUCTURES AND SERVICES
- 3.1 EXTENT AND LOCATION OF EXISTING STRUCTURES AND SERVICES IS ACCORDING TO THE AVAILABLE SURVEY INFORMATION AND WILL NEED TO BE VERIFIED ON SITE AT LATER STAGE.
- 3.2 ALL UNCHANGED SITE LEVELS ARE AS PER THE EXISTING SURVEY INFORMATION.

02.05.2024	B	FOR DEVELOPMENT APPLICATION
20.03.2024	A	DRAFT - FOR PRE-ASSESSMENT TECHNICAL REPORTS
		amendment

**MIRVAC DESIGN**  
 Level 20 200 George St  
 Sydney NSW 2000  
 Tel: (02) 9559 1332  
 Fax: (02) 9559 1333  
 Email: info@mirvac.com.au  
 Website: www.mirvac.com.au  
 Mirvac Design Pty Ltd  
 ABN 70 025 559 132  
 Mirvac Design Nominees / Responsible Architects  
 Anita Varma Michael Warner David Hines Programing Contractors Andrew Lu  
 (http://www.mirvacdesign.com.au/contact-us/office)



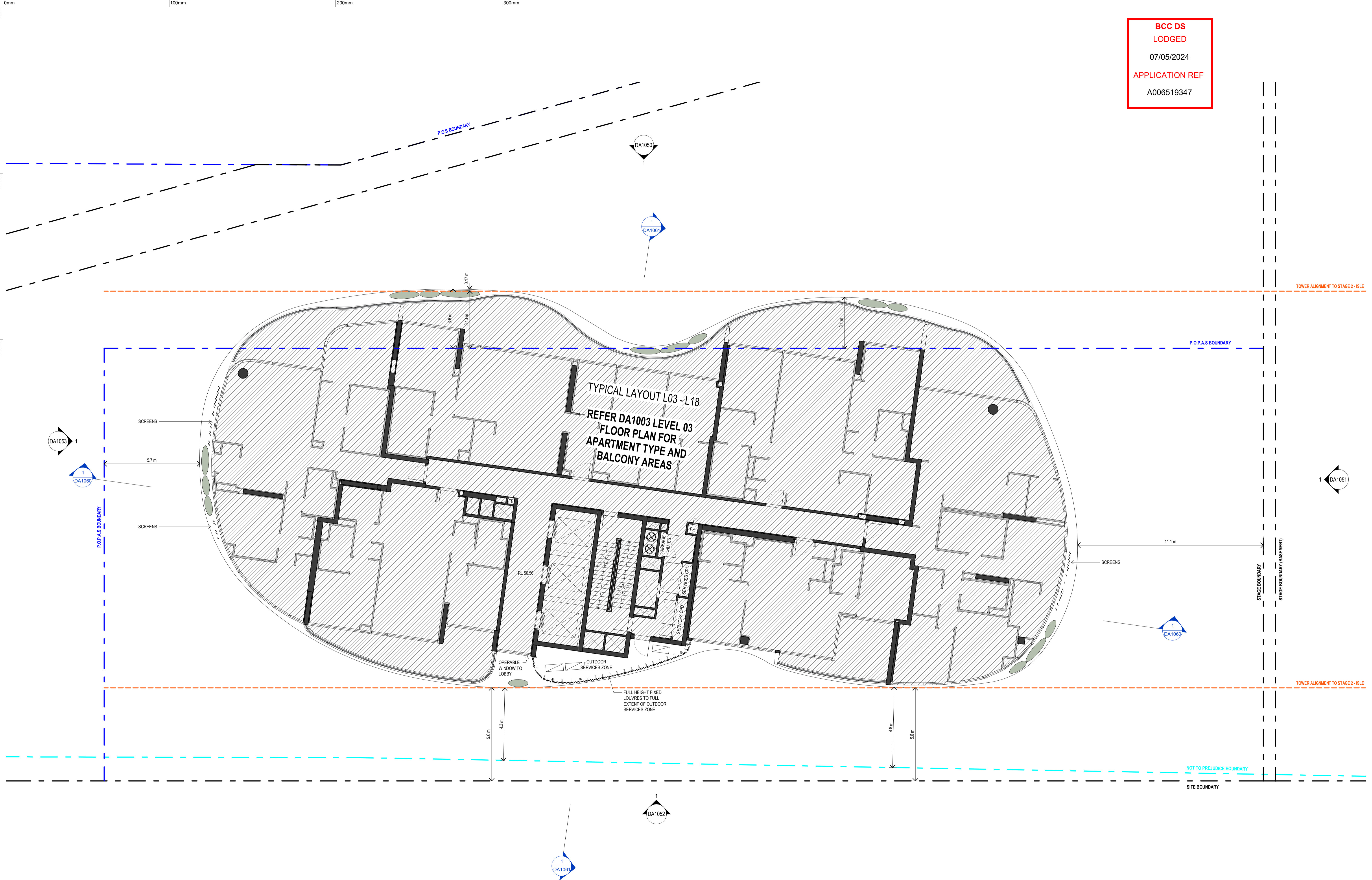
project:  
**SKY PRECINCT (STAGE 3)**  
 57 Skyring Terrace, Newstead

title:  
**FLOOR PLAN - L14**

job no: AP-10106  
 drawing no: DA1014  
 scale @ A1 : 1 : 100  
 date: 02.05.2024

rev: **B**

**BCC DS**  
**LODGED**  
 07/05/2024  
 APPLICATION REF  
 A006519347



**GENERAL NOTES - DEVELOPMENT APPLICATION**

- 1. DESIGN RESOLUTION
- 1.1 THE DRAWINGS REPRESENT GENERAL ARCHITECTURAL INTENT FOR THE PURPOSE OF THIS DEVELOPMENT APPLICATION ONLY.
- 1.2 THE INTERNAL LAYOUT IS SHOWN INDICATIVELY AND IS SUBJECT TO FURTHER DESIGN DEVELOPMENT.
- 1.3 THE DIMENSIONS SHOWN ARE GENERAL ONLY AND ARE SUBJECT TO FURTHER DESIGN DEVELOPMENT.
- 1.4 LOCATION OF CAR PARK ENTRY POINT IS GENERAL ONLY AND WILL BE CONFIRMED AND DIMENSIONED AT LATER STAGE.
- 1.5 THE SIZE AND POSITION OF LOUVRE SUN SCREENS IS INDICATIVE ONLY.
- 1.6 CEILING RL (WHERE SHOWN) INDICATES GENERAL CEILING DESIGN LEVEL ONLY, WHICH DOES ACCOUNT FOR SERVICES BULKHEADS OR SIMILAR PARTIAL CEILING PROTRUSIONS.
- 1.7 LANDSCAPE COMPONENT IS SHOWN INDICATIVELY ONLY AND SHOULD REFER TO LANDSCAPE ARCHITECT'S DOCUMENTATION.
- 1.8 LOCATION OF PLANT, EQUIPMENT AND SERVICES ON DRAWINGS IS GENERAL AND INDICATIVE ONLY, AND DOES NOT INCLUDE MINOR ELEMENTS, SUCH AS VENT PIPES, FLUES, AERIALS, ETC.
- 2. GRAPHIC PRESENTATION
- 2.1 COLOURS PRESENTED ON DRAWINGS ARE GENERIC ONLY AND INDICATIVE OF THE ARCHITECTURAL DESIGN INTENT. SOME COLOUR DISTORTION MAY ALSO OCCUR IN THE PRINTING PROCESS.
- 3. EXISTING STRUCTURES AND SERVICES
- 3.1 EXTENT AND LOCATION OF EXISTING STRUCTURES AND SERVICES IS ACCORDING TO THE AVAILABLE SURVEY INFORMATION AND WILL NEED TO BE VERIFIED ON SITE AT LATER STAGE.
- 3.2 ALL UNCHANGED SITE LEVELS ARE AS PER THE EXISTING SURVEY INFORMATION.

02.05.2024	B	FOR DEVELOPMENT APPLICATION
20.03.2024	A	DRAFT - FOR PRE-ASSESSMENT TECHNICAL REPORTS
		amendment

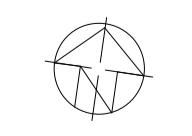
**MIRVAC DESIGN**  
 Level 20 200 George St  
 Sydney NSW 2000  
 Tel: (02) 9559 1332  
 Fax: (02) 9559 1333  
 Email: info@mirvac.com.au  
 Website: www.mirvac.com.au  
 Mirvac Design Pty Ltd  
 ABN 70 025 559 132  
 Mirvac Design Nominees / Responsible Architects  
 Anita Varma Michael Wilmer David Hines Programing Contractors Andrew Lu  
<https://www.mirvacdesign.com.au/our-architects>



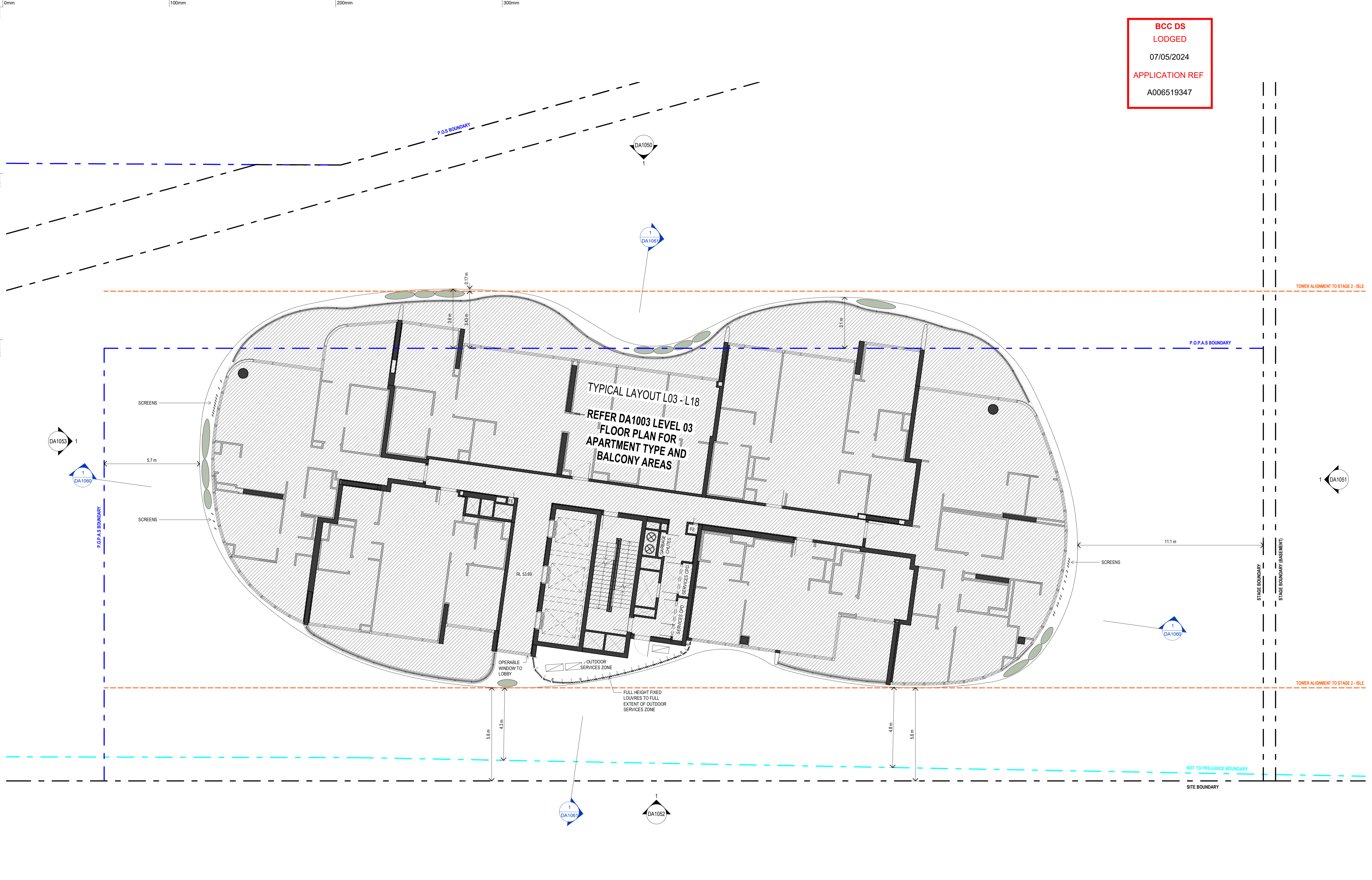
project:  
**SKY PRECINCT (STAGE 3)**  
 57 Skyring Terrace, Newstead

title:  
**FLOOR PLAN - L15**

job no: AP-10106  
 drawing no: DA1015  
 scale @ A1 : 1 : 100  
 date: 02.05.2024 rev: **B**



**BCC DS**  
**LODGED**  
 07/05/2024  
 APPLICATION REF  
 A006519347



**GENERAL NOTES - DEVELOPMENT APPLICATION**

1. DESIGN RESOLUTION  
 1.1 THE DRAWINGS REPRESENT GENERAL ARCHITECTURAL INTENT FOR THE PURPOSE OF THIS DEVELOPMENT APPLICATION ONLY.  
 1.2 THE INTERNAL LAYOUT IS SHOWN INDICATIVELY AND IS SUBJECT TO FURTHER DESIGN DEVELOPMENT.  
 1.3 THE DIMENSIONS SHOWN ARE GENERAL ONLY AND ARE SUBJECT TO FURTHER DESIGN DEVELOPMENT.  
 1.4 LOCATION OF CAR PARK ENTRY POINT IS GENERAL ONLY AND WILL BE CONFIRMED AND DIMENSIONED AT LATER STAGE.  
 1.5 THE SIZE AND POSITION OF LOUVRE SUN SCREENS IS INDICATIVE ONLY.

1.6 CEILING RL (WHERE SHOWN) INDICATES GENERAL CEILING DESIGN LEVEL ONLY, WHICH DOES ACCOUNT FOR SERVICES BULKHEADS OR SIMILAR PARTIAL CEILING PROTRUSIONS.  
 1.7 LANDSCAPE COMPONENT IS SHOWN INDICATIVELY ONLY AND SHOULD REFER TO LANDSCAPE ARCHITECT'S DOCUMENTATION.  
 1.8 LOCATION OF PLANT, EQUIPMENT AND SERVICES ON DRAWINGS IS GENERAL AND INDICATIVE ONLY, AND DOES NOT INCLUDE MINOR ELEMENTS, SUCH AS VENT PIPES, FLUES, AERIALS, ETC.

2. GRAPHIC PRESENTATION  
 2.1 COLOURS PRESENTED ON DRAWINGS ARE GENERIC ONLY AND INDICATIVE OF THE ARCHITECTURAL DESIGN INTENT. SOME COLOUR DISTORTION MAY ALSO OCCUR IN THE PRINTING PROCESS.  
 3. EXISTING STRUCTURES AND SERVICES  
 3.1 EXTENT AND LOCATION OF EXISTING STRUCTURES AND SERVICES IS ACCORDING TO THE AVAILABLE SURVEY INFORMATION AND WILL NEED TO BE VERIFIED ON SITE AT LATER STAGE.  
 3.2 ALL UNCHANGED SITE LEVELS ARE AS PER THE EXISTING SURVEY INFORMATION.

02.05.2024 B FOR DEVELOPMENT APPLICATION  
 20.03.2024 A DRAFT - FOR PRE-ASSESSMENT TECHNICAL REPORTS  
 date rev amendment

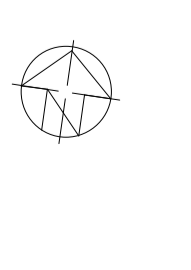
**MIRVAC DESIGN**  
 Level 20 200 George St  
 Sydney NSW 2000  
 Tel: (02) 9559 1133  
 Mirvac Design Pty Ltd  
 ABN 70 025 559 1132  
 Mirvac Design Homes/ Responsible Architects  
 Anita Varma Michael Wilmer David Hines Programing Contractors Andrew Lu  
 (http://www.mirvacdesign.com.au/contact-us/office)



project:  
**SKY PRECINCT (STAGE 3)**  
 57 Skyring Terrace, Newstead

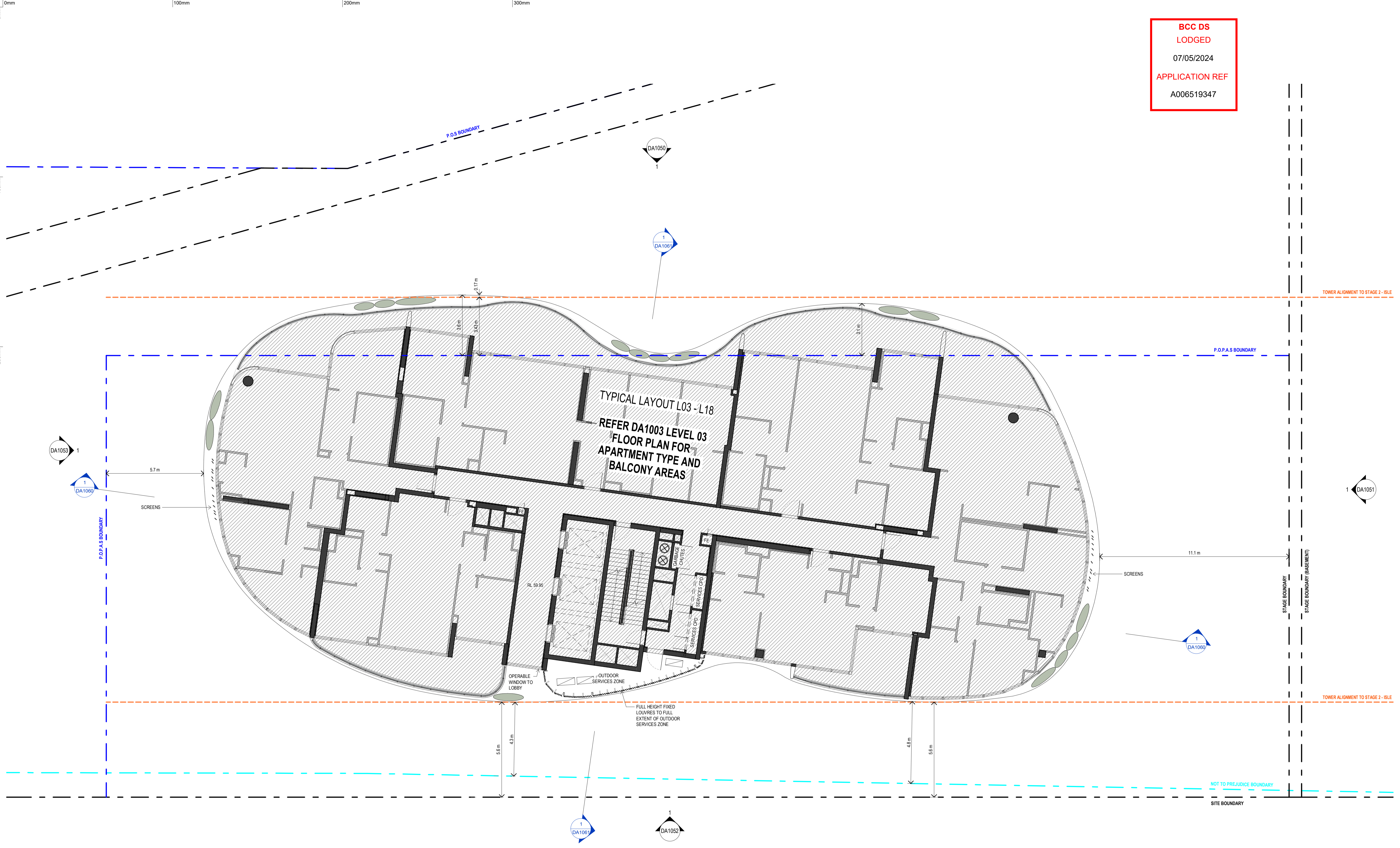
title:  
**FLOOR PLAN - L16**

job no: AP-10106  
 drawing no: DA1016  
 scale @ A1 : 1 : 100  
 date: 02.05.2024 rev: B





**BCC DS**  
**LODGED**  
 07/05/2024  
 APPLICATION REF  
 A006519347



**GENERAL NOTES - DEVELOPMENT APPLICATION**

- 1. DESIGN RESOLUTION
- 1.1 THE DRAWINGS REPRESENT GENERAL ARCHITECTURAL INTENT FOR THE PURPOSE OF THIS DEVELOPMENT APPLICATION ONLY.
- 1.2 THE INTERNAL LAYOUT IS SHOWN INDICATIVELY AND IS SUBJECT TO FURTHER DESIGN DEVELOPMENT.
- 1.3 THE DIMENSIONS SHOWN ARE GENERAL ONLY AND ARE SUBJECT TO FURTHER DESIGN DEVELOPMENT.
- 1.4 LOCATION OF CAR PARK ENTRY POINT IS GENERAL ONLY AND WILL BE CONFIRMED AND DIMENSIONED AT LATER STAGE.
- 1.5 THE SIZE AND POSITION OF LOUVRE SUN SCREENS IS INDICATIVE ONLY.
- 1.6 CEILING RL (WHERE SHOWN) INDICATES GENERAL CEILING DESIGN LEVEL ONLY, WHICH DOES ACCOUNT FOR SERVICES BULKHEADS OR SIMILAR PARTIAL CEILING PROTRUSIONS.
- 1.7 LANDSCAPE COMPONENT IS SHOWN INDICATIVELY ONLY AND SHOULD REFER TO LANDSCAPE ARCHITECT'S DOCUMENTATION.
- 1.8 LOCATION OF PLANT, EQUIPMENT AND SERVICES ON DRAWINGS IS GENERAL AND INDICATIVE ONLY, AND DOES NOT INCLUDE MINOR ELEMENTS, SUCH AS VENT PIPES, FLUES, AERIALS, ETC.
- 2. GRAPHIC PRESENTATION
- 2.1 COLOURS PRESENTED ON DRAWINGS ARE GENERIC ONLY AND INDICATIVE OF THE ARCHITECTURAL DESIGN INTENT. SOME COLOUR DISTORTION MAY ALSO OCCUR IN THE PRINTING PROCESS.
- 3. EXISTING STRUCTURES AND SERVICES
- 3.1 EXTENT AND LOCATION OF EXISTING STRUCTURES AND SERVICES IS ACCORDING TO THE AVAILABLE SURVEY INFORMATION AND WILL NEED TO BE VERIFIED ON SITE AT LATER STAGE.
- 3.2 ALL UNCHANGED SITE LEVELS ARE AS PER THE EXISTING SURVEY INFORMATION.

02.05.2024	B	FOR DEVELOPMENT APPLICATION
20.03.2024	A	DRAFT - FOR PRE-ASSESSMENT TECHNICAL REPORTS
		amendment

**MIRVAC DESIGN**  
 Level 20 200 George St  
 Sydney NSW 2000  
 Tel: (02) 9559 1133  
 Fax: (02) 9559 1132  
 Mirvac Design Pty Ltd  
 ABN 70 025 559 1132  
 Mirvac Design Homes/ Responsible Architects  
 Anita Varma Michael Wilmer David Hines Programing Contractors Andrew Lu  
<http://www.mirvacdesign.com.au/contact-us>



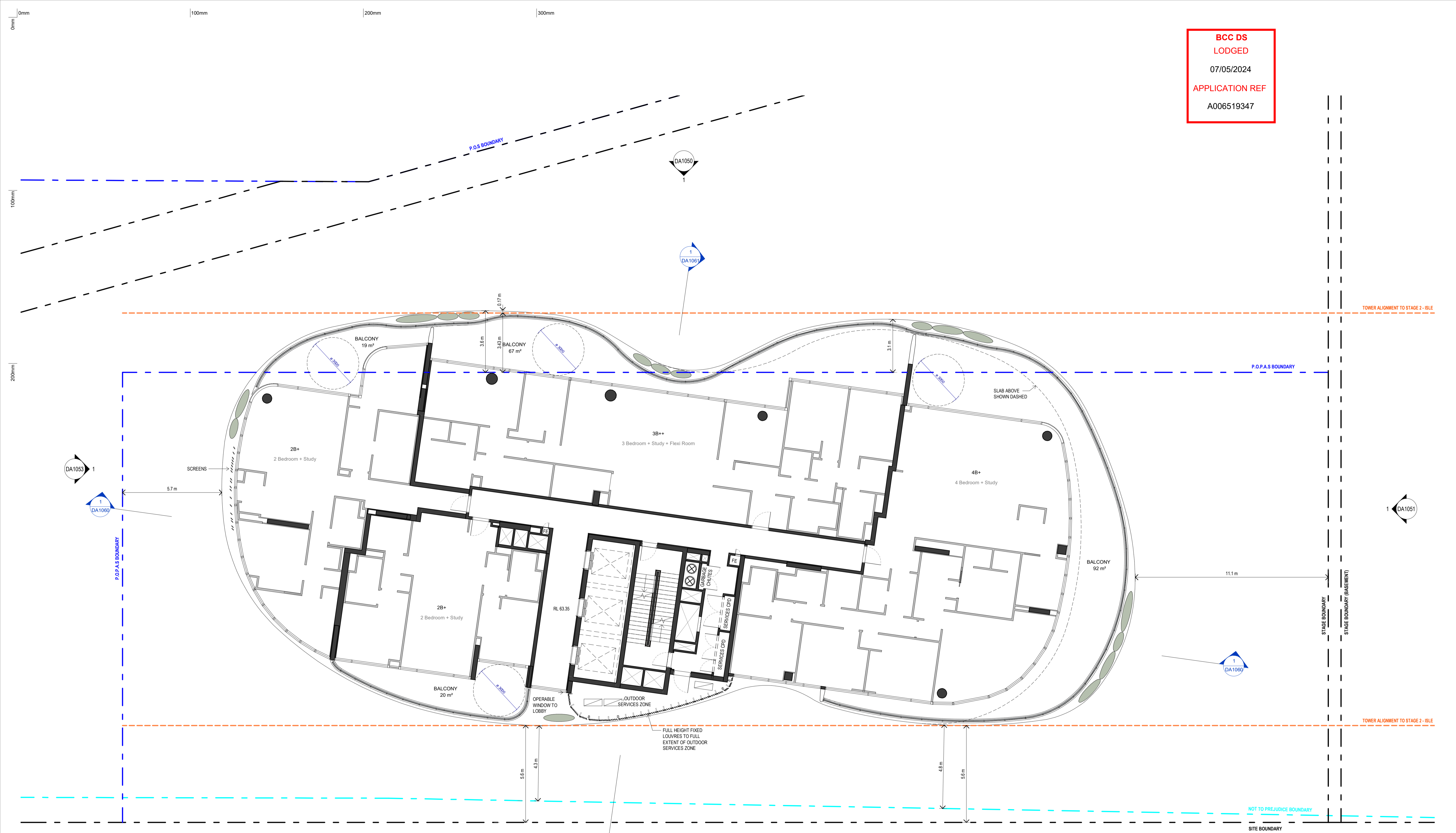
project:  
**SKY PRECINCT (STAGE 3)**  
 57 Skyring Terrace, Newstead

title:  
**FLOOR PLAN - L18**

job no: AP-10106  
 drawing no: DA1018  
 scale @ A1 : 1 : 100  
 date: 02.05.2024

rev: **B**

**BCC DS**  
**LODGED**  
 07/05/2024  
 APPLICATION REF  
 A006519347



**GENERAL NOTES - DEVELOPMENT APPLICATION**

1. DESIGN RESOLUTION  
 1.1 THE DRAWINGS REPRESENT GENERAL ARCHITECTURAL INTENT FOR THE PURPOSE OF THIS DEVELOPMENT APPLICATION ONLY.  
 1.2 THE INTERNAL LAYOUT IS SHOWN INDICATIVELY AND IS SUBJECT TO FURTHER DESIGN DEVELOPMENT.  
 1.3 THE DIMENSIONS SHOWN ARE GENERAL ONLY AND ARE SUBJECT TO FURTHER DESIGN DEVELOPMENT.  
 1.4 LOCATION OF CAR PARK ENTRY POINT IS GENERAL ONLY AND WILL BE CONFIRMED AND DIMENSIONED AT LATER STAGE.  
 1.5 THE SIZE AND POSITION OF LOUVRE SUN SCREENS IS INDICATIVE ONLY.

1.6 CEILING RL (WHERE SHOWN) INDICATES GENERAL CEILING DESIGN LEVEL ONLY, WHICH DOES ACCOUNT FOR SERVICES BULKHEADS OR SIMILAR PARTIAL CEILING PROTRUSIONS.  
 1.7 LANDSCAPE COMPONENT IS SHOWN INDICATIVELY ONLY AND SHOULD REFER TO LANDSCAPE ARCHITECT'S DOCUMENTATION.  
 1.8 LOCATION OF PLANT, EQUIPMENT AND SERVICES ON DRAWINGS IS GENERAL AND INDICATIVE ONLY, AND DOES NOT INCLUDE MINOR ELEMENTS, SUCH AS VENT PIPES, FLUES, AERIALS, ETC.

2. GRAPHIC PRESENTATION  
 2.1 COLOURS PRESENTED ON DRAWINGS ARE GENERIC ONLY AND INDICATIVE OF THE ARCHITECTURAL DESIGN INTENT. SOME COLOUR DISTORTION MAY ALSO OCCUR IN THE PRINTING PROCESS.  
 3. EXISTING STRUCTURES AND SERVICES  
 3.1 EXTENT AND LOCATION OF EXISTING STRUCTURES AND SERVICES IS ACCORDING TO THE AVAILABLE SURVEY INFORMATION AND WILL NEED TO BE VERIFIED ON SITE AT LATER STAGE.  
 3.2 ALL UNCHANGED SITE LEVELS ARE AS PER THE EXISTING SURVEY INFORMATION.

02.05.2024	B	FOR DEVELOPMENT APPLICATION
20.03.2024	A	DRAFT - FOR PRE-ASSESSMENT TECHNICAL REPORTS
	rev	amendment

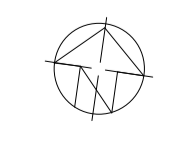
**MIRVAC DESIGN**  
 Level 28 200 George St  
 Sydney NSW 2000  
 Tel: (02) 9559 1133  
 Mirvac Design Pty Ltd  
 ABN 70 025 589 1132  
 Mirvac Design Nominees / Responsible Architects  
 Anita Varma Michael Wilmer David Viner Programing Contractors Andrew Lu  
<https://www.mirvacdesign.com/our-team/andrea-lu>



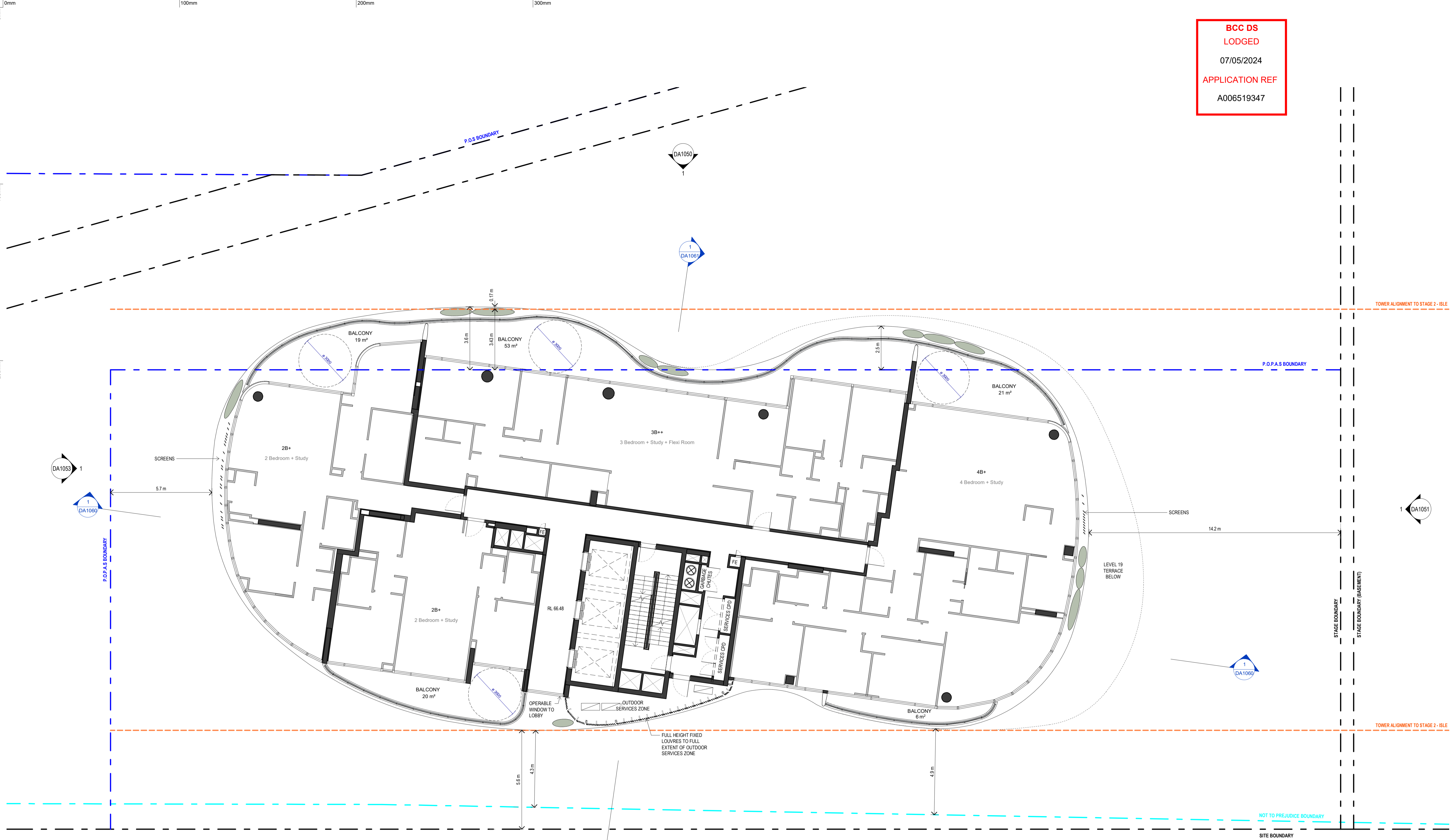
project:  
**SKY PRECINCT (STAGE 3)**  
 57 Skyring Terrace, Newstead

title:  
**FLOOR PLAN - L19 / PAVILION**

job no: AP-10106  
 drawing no: DA1019  
 scale @ A1 : 1 : 100  
 date: 02.05.2024 rev: **B**



**BCC DS**  
**LODGED**  
 07/05/2024  
 APPLICATION REF  
 A006519347



**GENERAL NOTES - DEVELOPMENT APPLICATION**

1. DESIGN RESOLUTION  
 1.1 THE DRAWINGS REPRESENT GENERAL ARCHITECTURAL INTENT FOR THE PURPOSE OF THIS DEVELOPMENT APPLICATION ONLY.  
 1.2 THE INTERNAL LAYOUT IS SHOWN INDICATIVELY AND IS SUBJECT TO FURTHER DESIGN DEVELOPMENT.  
 1.3 THE DIMENSIONS SHOWN ARE GENERAL ONLY AND ARE SUBJECT TO FURTHER DESIGN DEVELOPMENT.  
 1.4 LOCATION OF CAR PARK ENTRY POINT IS GENERAL ONLY AND WILL BE CONFIRMED AND DIMENSIONED AT LATER STAGE.  
 1.5 THE SIZE AND POSITION OF LOUVRE SUN SCREENS IS INDICATIVE ONLY.

1.6 CEILING RL (WHERE SHOWN) INDICATES GENERAL CEILING DESIGN LEVEL ONLY, WHICH DOES ACCOUNT FOR SERVICES BULKHEADS OR SIMILAR PARTIAL CEILING PROTRUSIONS.  
 1.7 LANDSCAPE COMPONENT IS SHOWN INDICATIVELY ONLY AND SHOULD REFER TO LANDSCAPE ARCHITECT'S DOCUMENTATION.  
 1.8 LOCATION OF PLANT, EQUIPMENT AND SERVICES ON DRAWINGS IS GENERAL AND INDICATIVE ONLY, AND DOES NOT INCLUDE MINOR ELEMENTS, SUCH AS VENT PIPES, FLUES, AERIALS, ETC.

2. GRAPHIC PRESENTATION  
 2.1 COLOURS PRESENTED ON DRAWINGS ARE GENERIC ONLY AND INDICATIVE OF THE ARCHITECTURAL DESIGN INTENT. SOME COLOUR DISTORTION MAY ALSO OCCUR IN THE PRINTING PROCESS.  
 3. EXISTING STRUCTURES AND SERVICES  
 3.1 EXTENT AND LOCATION OF EXISTING STRUCTURES AND SERVICES IS ACCORDING TO THE AVAILABLE SURVEY INFORMATION AND WILL NEED TO BE VERIFIED ON SITE AT LATER STAGE.  
 3.2 ALL UNCHANGED SITE LEVELS ARE AS PER THE EXISTING SURVEY INFORMATION.

02.05.2024 B FOR DEVELOPMENT APPLICATION  
 20.03.2024 A DRAFT - FOR PRE-ASSESSMENT TECHNICAL REPORTS  
 date rev amendment

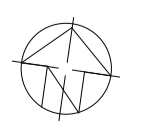
**MIRVAC DESIGN**  
 Level 20 200 George St  
 Sydney NSW 2000  
 Tel: (02) 9559 1133  
 Mirvac Design Pty Ltd  
 ABN 70 025 59 1132  
 Mirvac Design Nominees / Responsible Architects  
 Anita Verma Michael Wilmer David Hines Programing Contractors Andrew Lu  
 (http://www.mirvacdesign.com.au/contact-us/office)



project:  
**SKY PRECINCT (STAGE 3)**  
 57 Skyring Terrace, Newstead

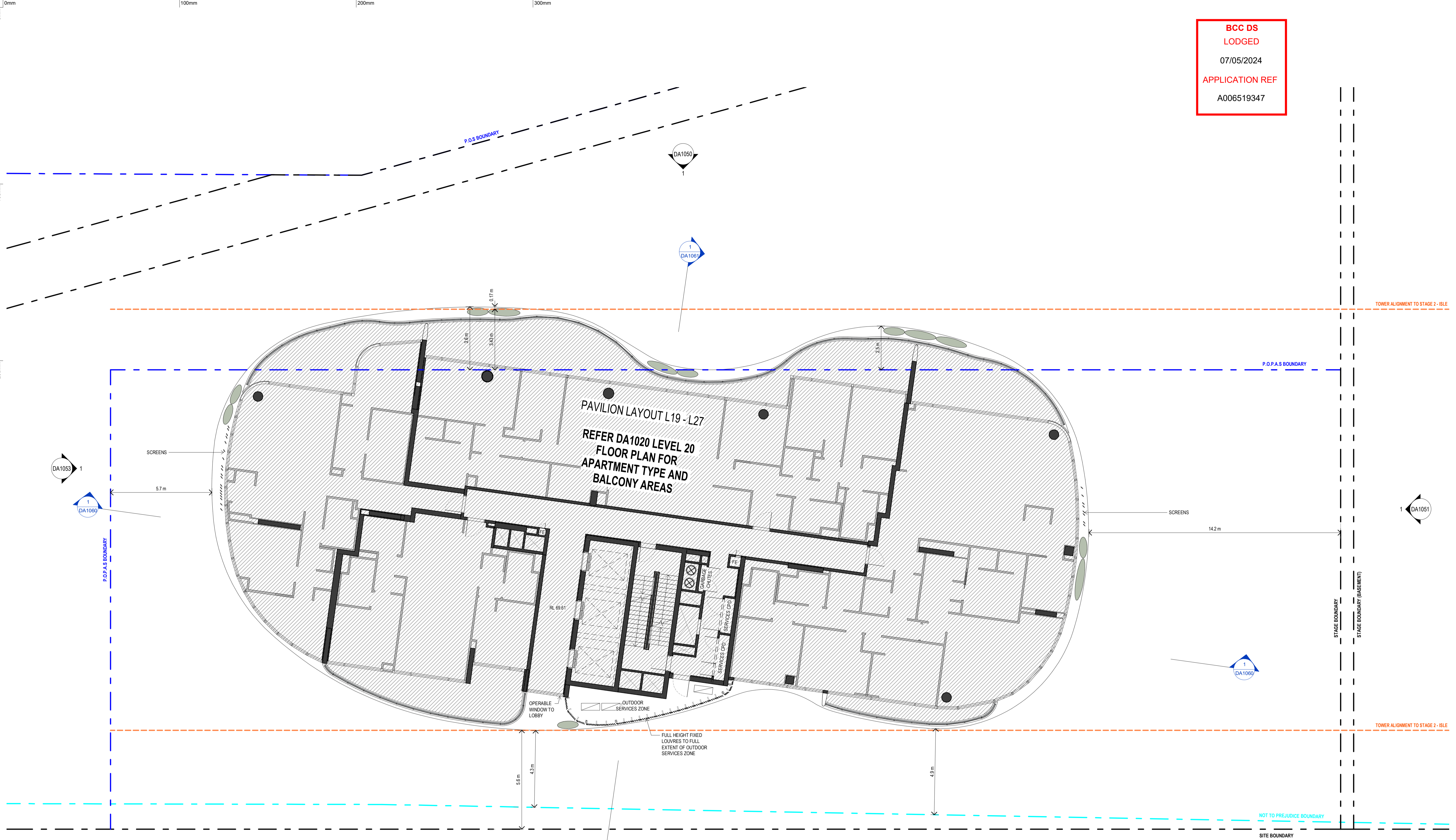
title:  
**FLOOR PLAN - L20 / PAVILION**

job no: AP-10106  
 drawing no: DA1020  
 scale @ A1 : 1 : 100  
 date: 02.05.2024 rev: B





**BCC DS**  
**LODGED**  
 07/05/2024  
 APPLICATION REF  
 A006519347



**GENERAL NOTES - DEVELOPMENT APPLICATION**

- 1. DESIGN RESOLUTION
- 1.1 THE DRAWINGS REPRESENT GENERAL ARCHITECTURAL INTENT FOR THE PURPOSE OF THIS DEVELOPMENT APPLICATION ONLY.
- 1.2 THE INTERNAL LAYOUT IS SHOWN INDICATIVELY AND IS SUBJECT TO FURTHER DESIGN DEVELOPMENT.
- 1.3 THE DIMENSIONS SHOWN ARE GENERAL ONLY AND ARE SUBJECT TO FURTHER DESIGN DEVELOPMENT.
- 1.4 LOCATION OF CAR PARK ENTRY POINT IS GENERAL ONLY AND WILL BE CONFIRMED AND DIMENSIONED AT LATER STAGE.
- 1.5 THE SIZE AND POSITION OF LOUVRE SUN SCREENS IS INDICATIVE ONLY.
- 1.6 CEILING RL (WHERE SHOWN) INDICATES GENERAL CEILING DESIGN LEVEL ONLY, WHICH DOES ACCOUNT FOR SERVICES BULKHEADS OR SIMILAR PARTIAL CEILING PROTRUSIONS.
- 1.7 LANDSCAPE COMPONENT IS SHOWN INDICATIVELY ONLY AND SHOULD REFER TO LANDSCAPE ARCHITECT'S DOCUMENTATION.
- 1.8 LOCATION OF PLANT, EQUIPMENT AND SERVICES ON DRAWINGS IS GENERAL AND INDICATIVE ONLY, AND DOES NOT INCLUDE MINOR ELEMENTS, SUCH AS VENT PIPES, FLUES, AERIALS, ETC.
- 2. GRAPHIC PRESENTATION
- 2.1 COLOURS PRESENTED ON DRAWINGS ARE GENERIC ONLY AND INDICATIVE OF THE ARCHITECTURAL DESIGN INTENT. SOME COLOUR DISTORTION MAY ALSO OCCUR IN THE PRINTING PROCESS.
- 3. EXISTING STRUCTURES AND SERVICES
- 3.1 EXTENT AND LOCATION OF EXISTING STRUCTURES AND SERVICES IS ACCORDING TO THE AVAILABLE SURVEY INFORMATION AND WILL NEED TO BE VERIFIED ON SITE AT LATER STAGE.
- 3.2 ALL UNCHANGED SITE LEVELS ARE AS PER THE EXISTING SURVEY INFORMATION.

02.05.2024	B	FOR DEVELOPMENT APPLICATION
20.03.2024	A	DRAFT - FOR PRE-ASSESSMENT TECHNICAL REPORTS
		amendment

**MIRVAC DESIGN**  
 Level 20 200 George St  
 Sydney NSW 2000  
 Tel: (02) 9559 1150  
 Fax: (02) 9559 1152  
 Mirvac Design Pty Ltd  
 ABN 70 025 589 1132  
 Mirvac Design Nominees / Responsible Architects  
 Anita Varma Michael Wilmer David Hines Pipermang Contractors Andrew Lu  
<https://www.mirvacdesign.com/our-people-and-teams>



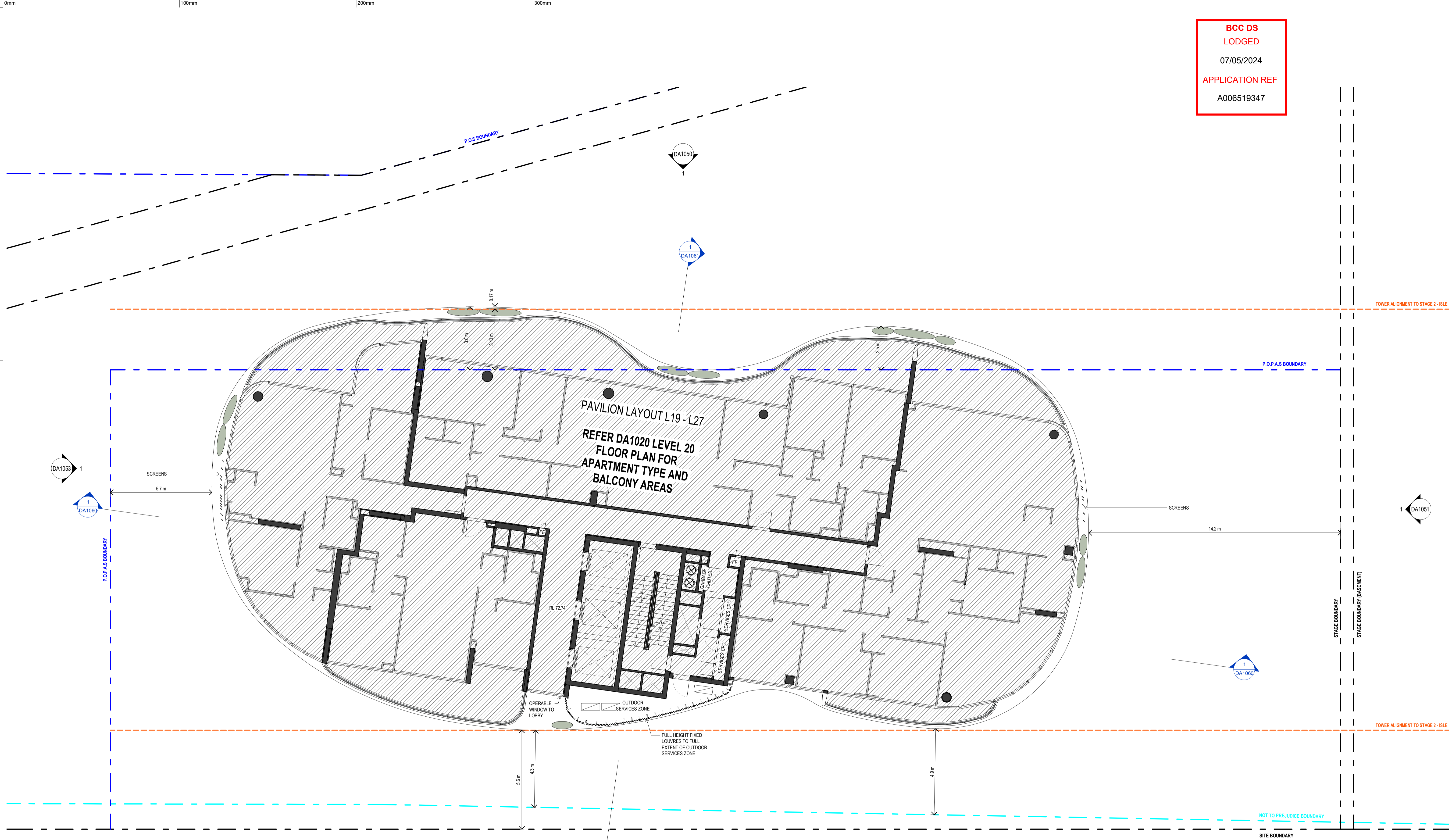
project:  
**SKY PRECINCT (STAGE 3)**  
 57 Skyring Terrace, Newstead

title:  
**FLOOR PLAN - L21**

job no: AP-10106  
 drawing no: DA1021  
 scale @ A1 : 1 : 100  
 date: 02.05.2024

rev: **B**

**BCC DS**  
**LODGED**  
 07/05/2024  
 APPLICATION REF  
 A006519347



**GENERAL NOTES - DEVELOPMENT APPLICATION**

1. DESIGN RESOLUTION  
 1.1 THE DRAWINGS REPRESENT GENERAL ARCHITECTURAL INTENT FOR THE PURPOSE OF THIS DEVELOPMENT APPLICATION ONLY.  
 1.2 THE INTERNAL LAYOUT IS SHOWN INDICATIVELY AND IS SUBJECT TO FURTHER DESIGN DEVELOPMENT.  
 1.3 THE DIMENSIONS SHOWN ARE GENERAL ONLY AND ARE SUBJECT TO FURTHER DESIGN DEVELOPMENT.  
 1.4 LOCATION OF CAR PARK ENTRY POINT IS GENERAL ONLY AND WILL BE CONFIRMED AND DIMENSIONED AT LATER STAGE.  
 1.5 THE SIZE AND POSITION OF LOUVRE SUN SCREENS IS INDICATIVE ONLY.

1.6 CEILING RL (WHERE SHOWN) INDICATES GENERAL CEILING DESIGN LEVEL ONLY, WHICH DOES ACCOUNT FOR SERVICES BULKHEADS OR SIMILAR PARTIAL CEILING PROTRUSIONS.  
 1.7 LANDSCAPE COMPONENT IS SHOWN INDICATIVELY ONLY AND SHOULD REFER TO LANDSCAPE ARCHITECT'S DOCUMENTATION.  
 1.8 LOCATION OF PLANT, EQUIPMENT AND SERVICES ON DRAWINGS IS GENERAL AND INDICATIVE ONLY, AND DOES NOT INCLUDE MINOR ELEMENTS, SUCH AS VENT PIPES, FLUES, AERIALS, ETC.

2. GRAPHIC PRESENTATION  
 2.1 COLOURS PRESENTED ON DRAWINGS ARE GENERIC ONLY AND INDICATIVE OF THE ARCHITECTURAL DESIGN INTENT. SOME COLOUR DISTORTION MAY ALSO OCCUR IN THE PRINTING PROCESS.  
 3. EXISTING STRUCTURES AND SERVICES  
 3.1 EXTENT AND LOCATION OF EXISTING STRUCTURES AND SERVICES IS ACCORDING TO THE AVAILABLE SURVEY INFORMATION AND WILL NEED TO BE VERIFIED ON SITE AT LATER STAGE.  
 3.2 ALL UNCHANGED SITE LEVELS ARE AS PER THE EXISTING SURVEY INFORMATION.

02.05.2024	B	FOR DEVELOPMENT APPLICATION
20.03.2024	A	DRAFT - FOR PRE-ASSESSMENT TECHNICAL REPORTS
		amendment

**MIRVAC DESIGN**  
 Level 20 200 George St  
 Sydney NSW 2000  
 Tel: (02) 9559 1155  
 Fax: (02) 9559 1133  
 Mirvac Design Pty Ltd  
 ABN 70 025 589 1133  
 Mirvac Design Nominees / Responsible Architects  
 Anita Varma Michael Wilmer David Hines Programing Contractors Andrew Lu  
<http://www.mirvacdesign.com.au/contact-us/about-us>



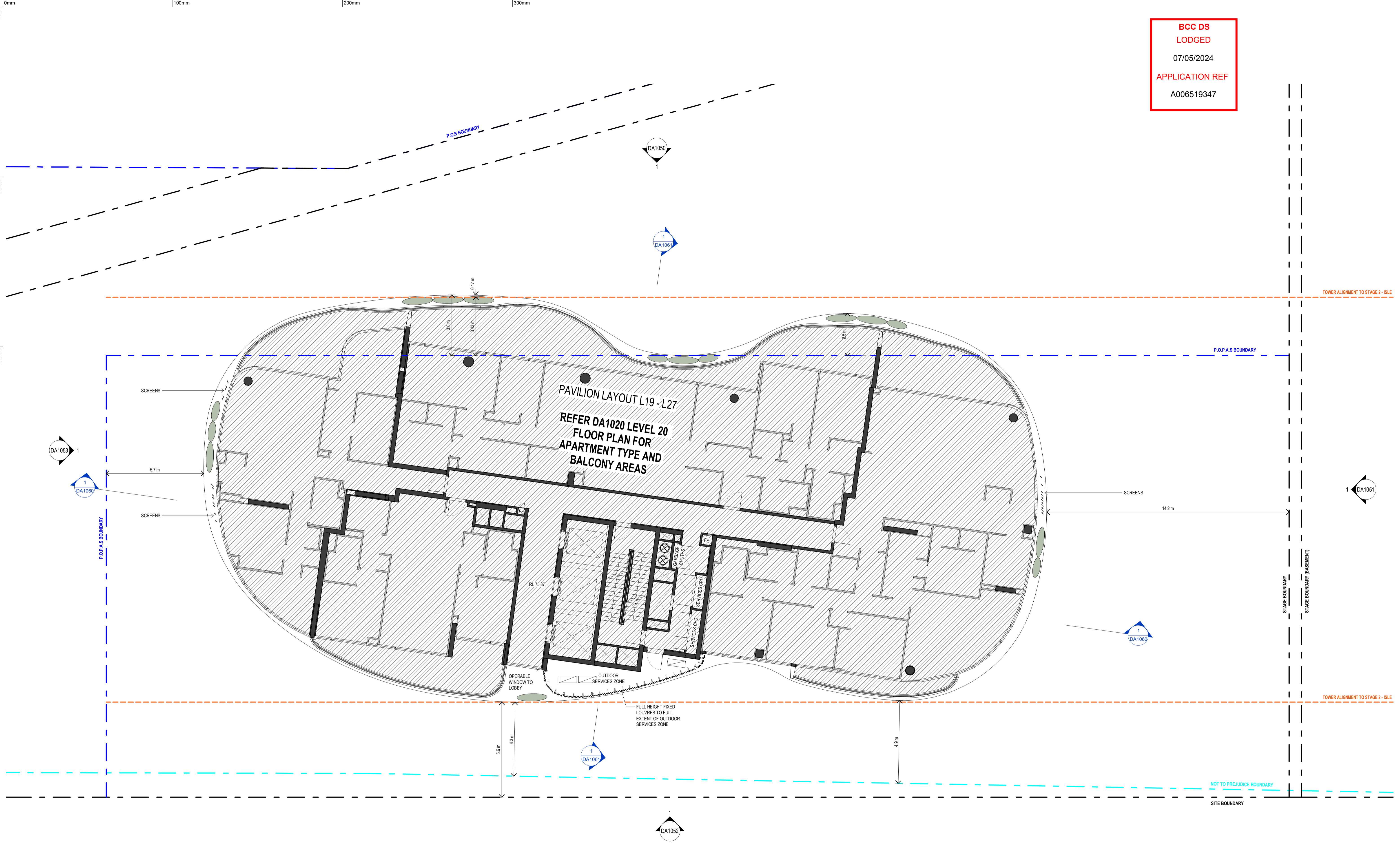
project:  
**SKY PRECINCT (STAGE 3)**  
 57 Skyring Terrace, Newstead

title:  
**FLOOR PLAN - L22**

job no: AP-10106  
 drawing no: DA1022  
 scale @ A1 : 1 : 100  
 date: 02.05.2024

rev: **B**

**BCC DS  
LODGED**  
07/05/2024  
APPLICATION REF  
A006519347



**GENERAL NOTES - DEVELOPMENT APPLICATION**

1. DESIGN RESOLUTION  
1.1 THE DRAWINGS REPRESENT GENERAL ARCHITECTURAL INTENT FOR THE PURPOSE OF THIS DEVELOPMENT APPLICATION ONLY.  
1.2 THE INTERNAL LAYOUT IS SHOWN INDICATIVELY AND IS SUBJECT TO FURTHER DESIGN DEVELOPMENT.  
1.3 THE DIMENSIONS SHOWN ARE GENERAL ONLY AND ARE SUBJECT TO FURTHER DESIGN RESOLUTION.  
1.4 LOCATION OF CAR PARK ENTRY POINT IS GENERAL ONLY AND WILL BE CONFIRMED AND DIMENSIONED AT LATER STAGE.  
1.5 THE SIZE AND POSITION OF LOUVRE SUN SCREENS IS INDICATIVE ONLY.

1.6 CEILING RL (WHERE SHOWN) INDICATES GENERAL CEILING DESIGN LEVEL ONLY, WHICH DOES ACCOUNT FOR SERVICES BULKHEADS OR SIMILAR PARTIAL CEILING PROTRUSIONS.  
1.7 LANDSCAPE COMPONENT IS SHOWN INDICATIVELY ONLY AND SHOULD REFER TO LANDSCAPE ARCHITECT'S DOCUMENTATION.  
1.8 LOCATION OF PLANT, EQUIPMENT AND SERVICES ON DRAWINGS IS GENERAL AND INDICATIVE ONLY, AND DOES NOT INCLUDE MINOR ELEMENTS, SUCH AS VENT PIPES, FLUES, AERIALS, ETC.

2. GRAPHIC PRESENTATION  
2.1 COLOURS PRESENTED ON DRAWINGS ARE GENERIC ONLY AND INDICATIVE OF THE ARCHITECTURAL DESIGN INTENT. SOME COLOUR DISTORTION MAY ALSO OCCUR IN THE PRINTING PROCESS.  
3. EXISTING STRUCTURES AND SERVICES  
3.1 EXTENT AND LOCATION OF EXISTING STRUCTURES AND SERVICES IS ACCORDING TO THE AVAILABLE SURVEY INFORMATION AND WILL NEED TO BE VERIFIED ON SITE AT LATER STAGE.  
3.2 ALL UNCHANGED SITE LEVELS ARE AS PER THE EXISTING SURVEY INFORMATION.

02.05.2024	B	FOR DEVELOPMENT APPLICATION
20.03.2024	A	DRAFT - FOR PRE-ASSESSMENT TECHNICAL REPORTS
		amendment

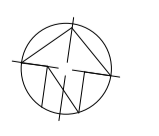
**MIRVAC DESIGN**  
Level 20 200 George St  
Sydney NSW 2000  
Tel: 02 955 1000  
Mirvac Design Pty Ltd  
ABN 70 023 589 132  
Mirvac Design Nominees / Responsible Architects  
Anita Varma, Michael Wilmer, David Hines, Programing Contractors, Andrew Lu  
<http://www.mirvacdesign.com.au/contact-us>



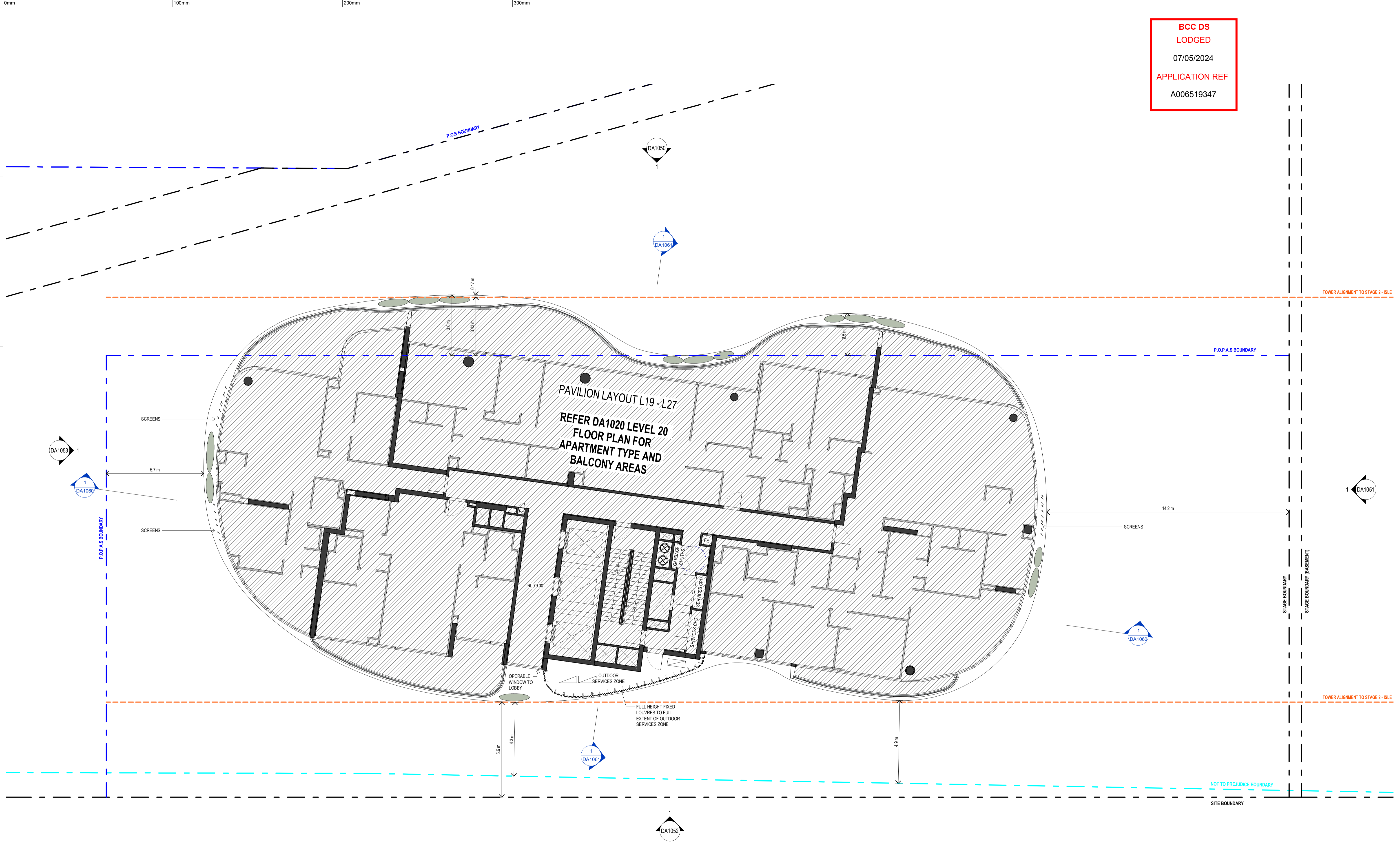
project:  
**SKY PRECINCT (STAGE 3)**  
57 Skyring Terrace, Newstead

title:  
**FLOOR PLAN - L23**

job no: AP-10106  
drawing no: DA1023  
scale @ A1 : 1 : 100  
date: 02.05.2024 rev: **B**



**BCC DS  
LODGED**  
07/05/2024  
APPLICATION REF  
A006519347



**GENERAL NOTES - DEVELOPMENT APPLICATION**

1. DESIGN RESOLUTION  
1.1 THE DRAWINGS REPRESENT GENERAL ARCHITECTURAL INTENT FOR THE PURPOSE OF THIS DEVELOPMENT APPLICATION ONLY.  
1.2 THE INTERNAL LAYOUT IS SHOWN INDICATIVELY AND IS SUBJECT TO FURTHER DESIGN DEVELOPMENT.  
1.3 THE DIMENSIONS SHOWN ARE GENERAL ONLY AND ARE SUBJECT TO FURTHER DESIGN RESOLUTION.  
1.4 LOCATION OF CAR PARK ENTRY POINT IS GENERAL ONLY AND WILL BE CONFIRMED AND DIMENSIONED AT LATER STAGE.  
1.5 THE SIZE AND POSITION OF LOUVRE SUN SCREENS IS INDICATIVE ONLY.

1.6 CEILING RL (WHERE SHOWN) INDICATES GENERAL CEILING DESIGN LEVEL ONLY, WHICH DOES ACCOUNT FOR SERVICES BULKHEADS OR SIMILAR PARTIAL CEILING PROTRUSIONS.  
1.7 LANDSCAPE COMPONENT IS SHOWN INDICATIVELY ONLY AND SHOULD REFER TO LANDSCAPE ARCHITECT'S DOCUMENTATION.  
1.8 LOCATION OF PLANT, EQUIPMENT AND SERVICES ON DRAWINGS IS GENERAL AND INDICATIVE ONLY, AND DOES NOT INCLUDE MINOR ELEMENTS, SUCH AS VENT PIPES, FLUES, AERIALS, ETC.

2. GRAPHIC PRESENTATION  
2.1 COLOURS PRESENTED ON DRAWINGS ARE GENERIC ONLY AND INDICATIVE OF THE ARCHITECTURAL DESIGN INTENT. SOME COLOUR DISTORTION MAY ALSO OCCUR IN THE PRINTING PROCESS.  
3. EXISTING STRUCTURES AND SERVICES  
3.1 EXTENT AND LOCATION OF EXISTING STRUCTURES AND SERVICES IS ACCORDING TO THE AVAILABLE SURVEY INFORMATION AND WILL NEED TO BE VERIFIED ON SITE AT LATER STAGE.  
3.2 ALL UNCHANGED SITE LEVELS ARE AS PER THE EXISTING SURVEY INFORMATION.

02.05.2024	B	FOR DEVELOPMENT APPLICATION
20.03.2024	A	DRAFT - FOR PRE-ASSESSMENT TECHNICAL REPORTS
		amendment

**MIRVAC DESIGN**  
Level 20 200 George St  
Sydney NSW 2000  
Tel: 002 955 1133  
www.mirvac.com.au

Mirvac Design Pty Ltd  
ABN 70 025 559 132

Mirvac Design Nominees / Responsible Architects  
Anita Varma Michael Wilmer David Hines Programing Contractors Andrew Lu  
<https://www.mirvacdesign.com/our-team/andrew-lu>



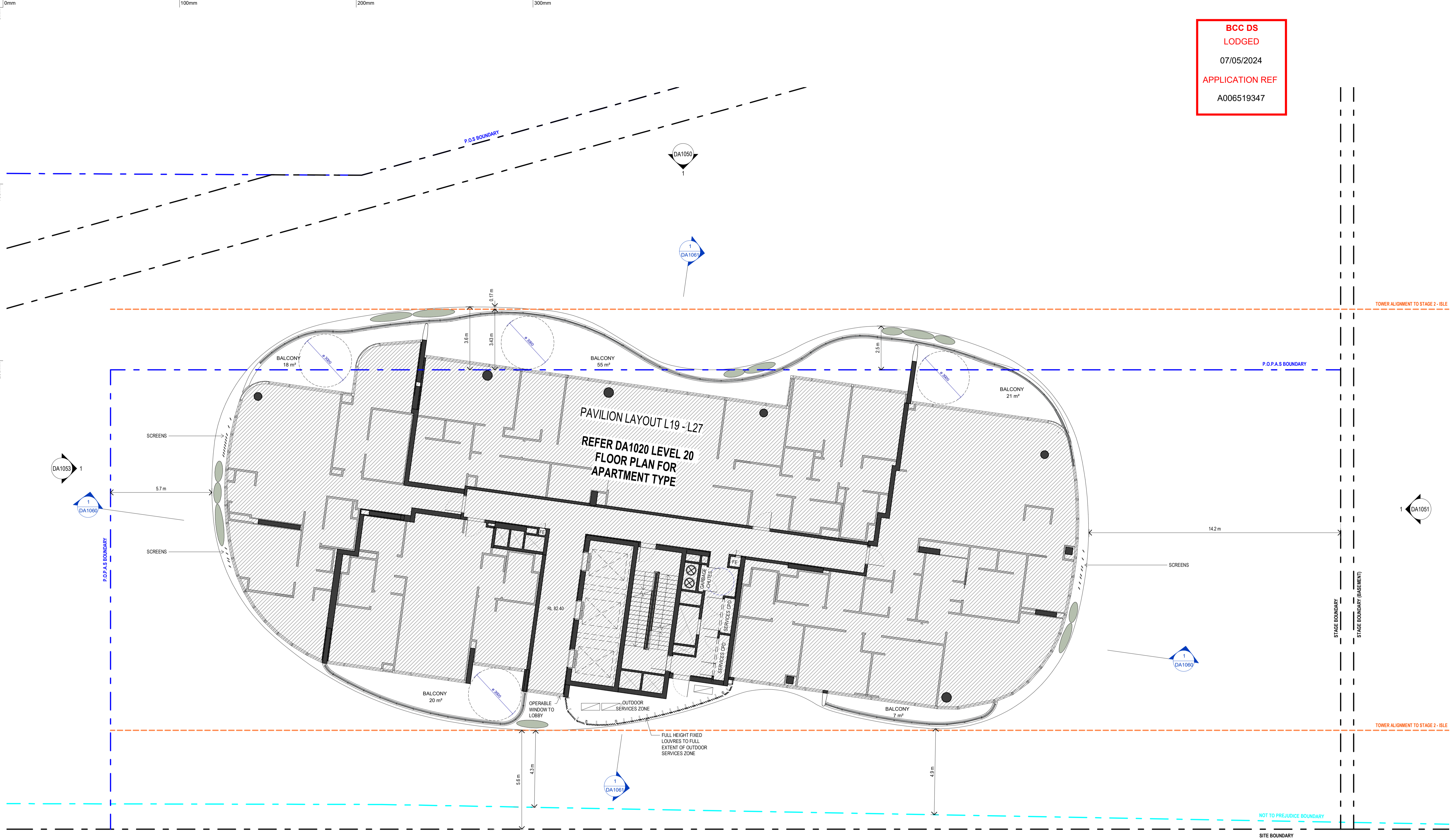
project:  
**SKY PRECINCT (STAGE 3)**  
57 Skyring Terrace, Newstead

title:  
**FLOOR PLAN - L24**

job no: AP-10106  
drawing no: DA1024  
scale @ A1 : 1 : 100  
date: 02.05.2024

rev: **B**

**BCC DS  
LODGED**  
07/05/2024  
APPLICATION REF  
A006519347



**GENERAL NOTES - DEVELOPMENT APPLICATION**

1. DESIGN RESOLUTION  
1.1 THE DRAWINGS REPRESENT GENERAL ARCHITECTURAL INTENT FOR THE PURPOSE OF THIS DEVELOPMENT APPLICATION ONLY.  
1.2 THE INTERNAL LAYOUT IS SHOWN INDICATIVELY AND IS SUBJECT TO FURTHER DESIGN DEVELOPMENT.  
1.3 THE DIMENSIONS SHOWN ARE GENERAL ONLY AND ARE SUBJECT TO FURTHER DESIGN DEVELOPMENT.  
1.4 LOCATION OF CAR PARK ENTRY POINT IS GENERAL ONLY AND WILL BE CONFIRMED AND DIMENSIONED AT LATER STAGE.  
1.5 THE SIZE AND POSITION OF LOUVRE SUN SCREENS IS INDICATIVE ONLY.

1.6 CEILING RL (WHERE SHOWN) INDICATES GENERAL CEILING DESIGN LEVEL ONLY, WHICH DOES ACCOUNT FOR SERVICES BULKHEADS OR SIMILAR PARTIAL CEILING PROTRUSIONS.  
1.7 LANDSCAPE COMPONENT IS SHOWN INDICATIVELY ONLY AND SHOULD REFER TO LANDSCAPE ARCHITECT'S DOCUMENTATION.  
1.8 LOCATION OF PLANT, EQUIPMENT AND SERVICES ON DRAWINGS IS GENERAL AND INDICATIVE ONLY, AND DOES NOT INCLUDE MINOR ELEMENTS, SUCH AS VENT PIPES, FLUES, AERIALS, ETC.

2. GRAPHIC PRESENTATION  
2.1 COLOURS PRESENTED ON DRAWINGS ARE GENERIC ONLY AND INDICATIVE OF THE ARCHITECTURAL DESIGN INTENT. SOME COLOUR DISTORTION MAY ALSO OCCUR IN THE PRINTING PROCESS.  
3. EXISTING STRUCTURES AND SERVICES  
3.1 EXTENT AND LOCATION OF EXISTING STRUCTURES AND SERVICES IS ACCORDING TO THE AVAILABLE SURVEY INFORMATION AND WILL NEED TO BE VERIFIED ON SITE AT LATER STAGE.  
3.2 ALL UNCHANGED SITE LEVELS ARE AS PER THE EXISTING SURVEY INFORMATION.

02.05.2024	B	FOR DEVELOPMENT APPLICATION
20.03.2024	A	DRAFT - FOR PRE-ASSESSMENT TECHNICAL REPORTS
		amendment

**MIRVAC DESIGN**  
Level 20 200 George St  
Sydney NSW 2000  
Tel: (02) 9559 1133  
www.mirvac.com.au

Mirvac Design Pty Ltd  
ABN 70 025 589 1132

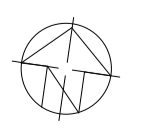
Mirvac Design Nominees / Responsible Architects  
Anita Varma Michael Wilmer David Hines Programing Contractors Andrew Lu  
https://www.mirvacdesign.com/our-people-and-teams



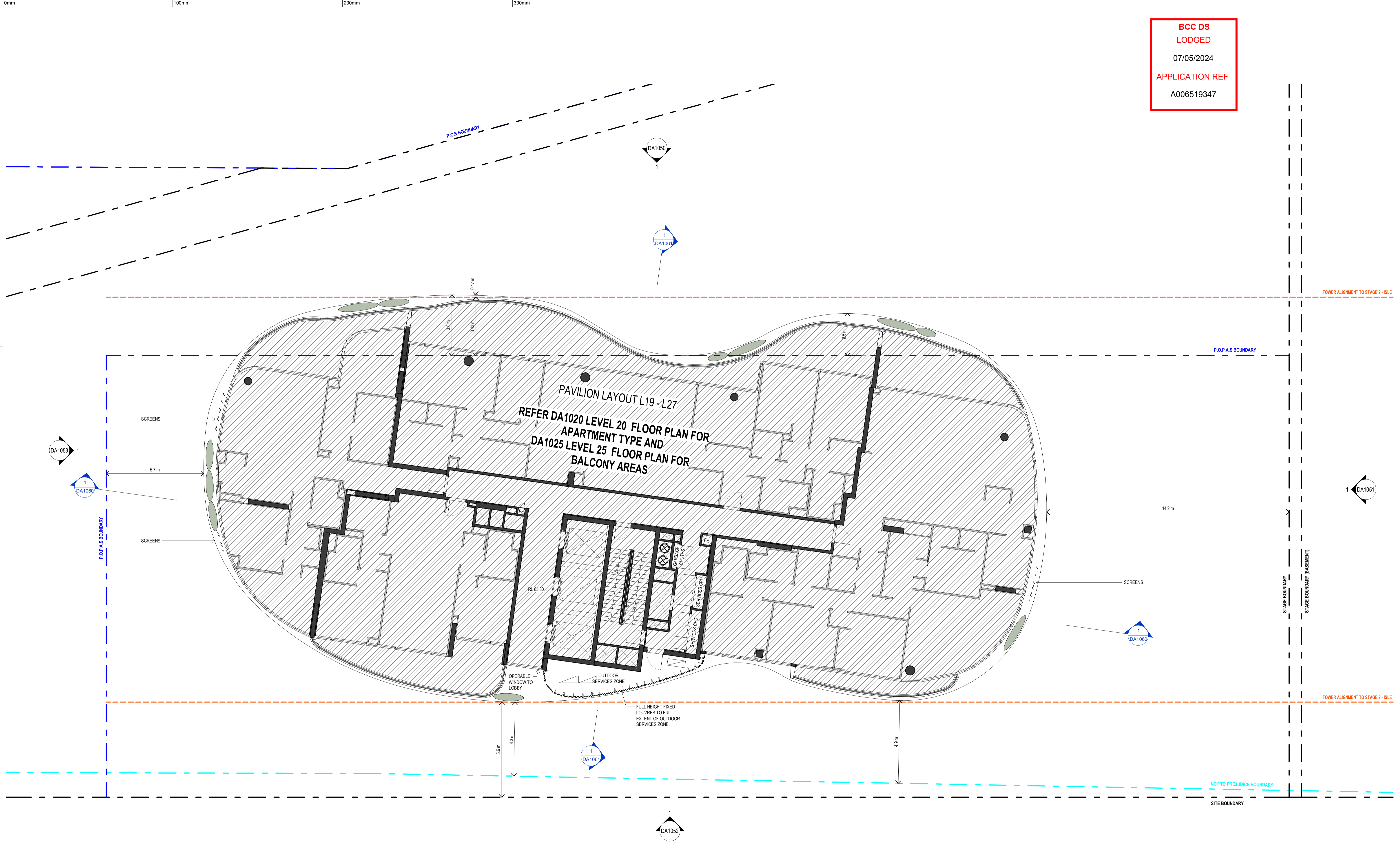
project:  
**SKY PRECINCT (STAGE 3)**  
57 Skyring Terrace, Newstead

title:  
**FLOOR PLAN - L25**

job no: AP-10106  
drawing no: DA1025  
scale @ A1 : 1 : 100  
date: 02.05.2024 rev: **B**



**BCC DS  
LODGED**  
07/05/2024  
APPLICATION REF  
A006519347



**GENERAL NOTES - DEVELOPMENT APPLICATION**

- 1. DESIGN RESOLUTION
- 1.1 THE DRAWINGS REPRESENT GENERAL ARCHITECTURAL INTENT FOR THE PURPOSE OF THIS DEVELOPMENT APPLICATION ONLY.
- 1.2 THE INTERNAL LAYOUT IS SHOWN INDICATIVELY AND IS SUBJECT TO FURTHER DESIGN DEVELOPMENT.
- 1.3 THE DIMENSIONS SHOWN ARE GENERAL ONLY AND ARE SUBJECT TO FURTHER DESIGN DEVELOPMENT.
- 1.4 LOCATION OF CAR PARK ENTRY POINT IS GENERAL ONLY AND WILL BE CONFIRMED AND DIMENSIONED AT LATER STAGE.
- 1.5 THE SIZE AND POSITION OF LOUVRE SUN SCREENS IS INDICATIVE ONLY.
- 1.6 CEILING RL (WHERE SHOWN) INDICATES GENERAL CEILING DESIGN LEVEL ONLY, WHICH DOES ACCOUNT FOR SERVICES BULKHEADS OR SIMILAR PARTIAL CEILING PROTRUSIONS.
- 1.7 LANDSCAPE COMPONENT IS SHOWN INDICATIVELY ONLY AND SHOULD REFER TO LANDSCAPE ARCHITECT'S DOCUMENTATION.
- 1.8 LOCATION OF PLANT, EQUIPMENT AND SERVICES ON DRAWINGS IS GENERAL AND INDICATIVE ONLY, AND DOES NOT INCLUDE MINOR ELEMENTS, SUCH AS VENT PIPES, FLUES, AERIALS, ETC.
- 2. GRAPHIC PRESENTATION
- 2.1 COLOURS PRESENTED ON DRAWINGS ARE GENERIC ONLY AND INDICATIVE OF THE ARCHITECTURAL DESIGN INTENT. SOME COLOUR DISTORTION MAY ALSO OCCUR IN THE PRINTING PROCESS.
- 3. EXISTING STRUCTURES AND SERVICES
- 3.1 EXTENT AND LOCATION OF EXISTING STRUCTURES AND SERVICES IS ACCORDING TO THE AVAILABLE SURVEY INFORMATION AND WILL NEED TO BE VERIFIED ON SITE AT LATER STAGE.
- 3.2 ALL UNCHANGED SITE LEVELS ARE AS PER THE EXISTING SURVEY INFORMATION.

02.05.2024	B	FOR DEVELOPMENT APPLICATION
20.03.2024	A	DRAFT - FOR PRE-ASSESSMENT TECHNICAL REPORTS
		amendment

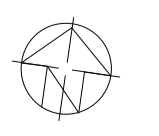
**MIRVAC DESIGN**  
Level 20 200 George St  
Sydney NSW 2000  
Tel: 02 955 1155  
Mirvac Design Pty Ltd  
ABN 70 025 559 132  
Mircvac Design Nominees / Responsible Architects  
Anita Varma Michael Wilmer David Hines Programing Contractors Andrew La  
<https://www.mirvacdesign.com/our-people-architects>



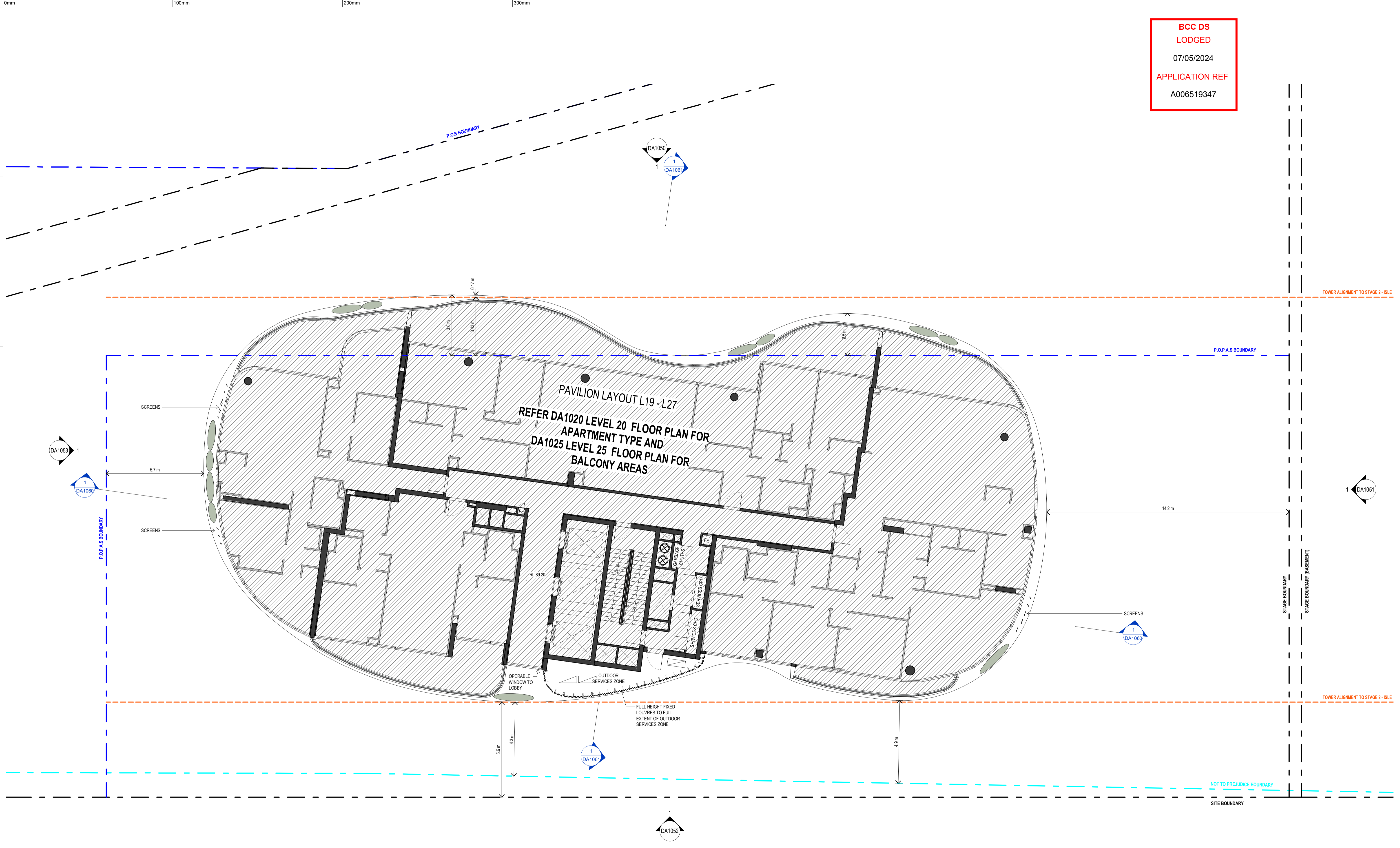
project:  
**SKY PRECINCT (STAGE 3)**  
57 Skyring Terrace, Newstead

title:  
**FLOOR PLAN - L26**

job no: AP-10106  
drawing no: DA1026  
scale @ A1 : 1 : 100  
date: 02.05.2024 rev: **B**



**BCC DS  
LODGED**  
07/05/2024  
APPLICATION REF  
A006519347



**GENERAL NOTES - DEVELOPMENT APPLICATION**

1. DESIGN RESOLUTION  
1.1 THE DRAWINGS REPRESENT GENERAL ARCHITECTURAL INTENT FOR THE PURPOSE OF THIS DEVELOPMENT APPLICATION ONLY.  
1.2 THE INTERNAL LAYOUT IS SHOWN INDICATIVELY AND IS SUBJECT TO FURTHER DESIGN DEVELOPMENT.  
1.3 THE DIMENSIONS SHOWN ARE GENERAL ONLY AND ARE SUBJECT TO FURTHER DESIGN RESOLUTION.  
1.4 LOCATION OF CAR PARK ENTRY POINT IS GENERAL ONLY AND WILL BE CONFIRMED AND DIMENSIONED AT LATER STAGE.  
1.5 THE SIZE AND POSITION OF LOUVRE SUN SCREENS IS INDICATIVE ONLY.

1.6 CEILING RL (WHERE SHOWN) INDICATES GENERAL CEILING DESIGN LEVEL ONLY, WHICH DOES ACCOUNT FOR SERVICES BULKHEADS OR SIMILAR PARTIAL CEILING PROTRUSIONS.  
1.7 LANDSCAPE COMPONENT IS SHOWN INDICATIVELY ONLY AND SHOULD REFER TO LANDSCAPE ARCHITECT'S DOCUMENTATION.  
1.8 LOCATION OF PLANT, EQUIPMENT AND SERVICES ON DRAWINGS IS GENERAL AND INDICATIVE ONLY, AND DOES NOT INCLUDE MINOR ELEMENTS, SUCH AS VENT PIPES, FLUES, AERIALS, ETC.

2. GRAPHIC PRESENTATION  
2.1 COLOURS PRESENTED ON DRAWINGS ARE GENERIC ONLY AND INDICATIVE OF THE ARCHITECTURAL DESIGN INTENT. SOME COLOUR DISTORTION MAY ALSO OCCUR IN THE PRINTING PROCESS.  
3. EXISTING STRUCTURES AND SERVICES  
3.1 EXTENT AND LOCATION OF EXISTING STRUCTURES AND SERVICES IS ACCORDING TO THE AVAILABLE SURVEY INFORMATION AND WILL NEED TO BE VERIFIED ON SITE AT LATER STAGE.  
3.2 ALL UNCHANGED SITE LEVELS ARE AS PER THE EXISTING SURVEY INFORMATION.

02.05.2024	B	FOR DEVELOPMENT APPLICATION
20.03.2024	A	DRAFT - FOR PRE-ASSESSMENT TECHNICAL REPORTS
		amendment

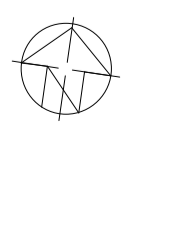
**MIRVAC DESIGN**  
Level 20 200 George St  
Sydney NSW 2000  
Tel: 002 955 1133  
Mirvac Design Pty Ltd  
ABN 70 025 559 1132  
Mirvac Design Nominees / Responsible Architects  
Anita Varma Michael Warner David Hines Programing Contractors Andrew Lu  
<https://www.mirvacdesign.com/our-team/andrea-lu>



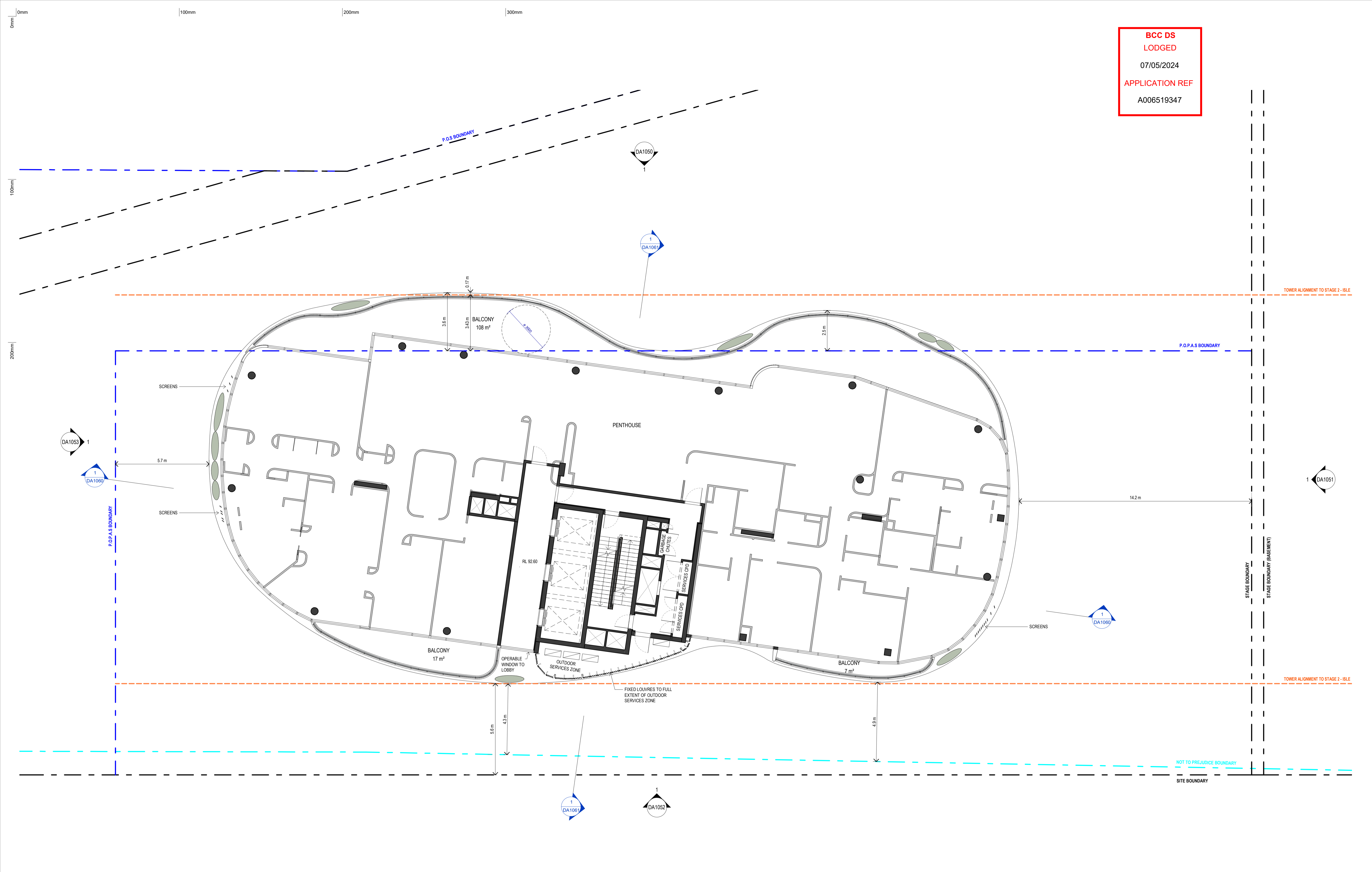
project:  
**SKY PRECINCT (STAGE 3)**  
57 Skyring Terrace, Newstead

title:  
**FLOOR PLAN - L27**

job no: AP-10106  
drawing no: DA1027  
scale @ A1 : 1 : 100  
date: 02.05.2024 rev: **B**



**BCC DS**  
**LODGED**  
 07/05/2024  
 APPLICATION REF  
 A006519347



**GENERAL NOTES - DEVELOPMENT APPLICATION**

1. DESIGN RESOLUTION  
 1.1 THE DRAWINGS REPRESENT GENERAL ARCHITECTURAL INTENT FOR THE PURPOSE OF THIS DEVELOPMENT APPLICATION ONLY.  
 1.2 THE INTERNAL LAYOUT IS SHOWN INDICATIVELY AND IS SUBJECT TO FURTHER DESIGN DEVELOPMENT.  
 1.3 THE DIMENSIONS SHOWN ARE GENERAL ONLY AND ARE SUBJECT TO FURTHER DESIGN DEVELOPMENT.  
 1.4 LOCATION OF CAR PARK ENTRY POINT IS GENERAL ONLY AND WILL BE CONFIRMED AND DIMENSIONED AT LATER STAGE.  
 1.5 THE SIZE AND POSITION OF LOUVRE SUN SCREENS IS INDICATIVE ONLY.

1.6 CEILING RL (WHERE SHOWN) INDICATES GENERAL CEILING DESIGN LEVEL ONLY, WHICH DOES ACCOUNT FOR SERVICES BULKHEADS OR SIMILAR PARTIAL CEILING PROTRUSIONS.  
 1.7 LANDSCAPE COMPONENT IS SHOWN INDICATIVELY ONLY AND SHOULD REFER TO LANDSCAPE ARCHITECT'S DOCUMENTATION.  
 1.8 LOCATION OF PLANT, EQUIPMENT AND SERVICES ON DRAWINGS IS GENERAL AND INDICATIVE ONLY, AND DOES NOT INCLUDE MINOR ELEMENTS, SUCH AS VENT PIPES, FLUES, AERIALS, ETC.

2. GRAPHIC PRESENTATION  
 2.1 COLOURS PRESENTED ON DRAWINGS ARE GENERIC ONLY AND INDICATIVE OF THE ARCHITECTURAL DESIGN INTENT. SOME COLOUR DISTORTION MAY ALSO OCCUR IN THE PRINTING PROCESS.  
 3. EXISTING STRUCTURES AND SERVICES  
 3.1 EXTENT AND LOCATION OF EXISTING STRUCTURES AND SERVICES IS ACCORDING TO THE AVAILABLE SURVEY INFORMATION AND WILL NEED TO BE VERIFIED ON SITE AT LATER STAGE.  
 3.2 ALL UNCHANGED SITE LEVELS ARE AS PER THE EXISTING SURVEY INFORMATION.

02.05.2024 B FOR DEVELOPMENT APPLICATION  
 20.03.2024 A DRAFT - FOR PRE-ASSESSMENT TECHNICAL REPORTS  
 date rev amendment

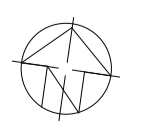
**MIRVAC DESIGN**  
 Level 28 100 George St  
 Sydney NSW 2000  
 Tel: (02) 9559 1133  
 Mirvac Design Pty Ltd  
 ABN 70 025 59 1132  
 Mirvac Design Nominees / Responsible Architects  
 Anita Varma Michael Wilmer David Hines Programing Sridharan Andrew Lu  
<https://www.mirvacdesign.com.au/contact-us>



project:  
**SKY PRECINCT (STAGE 3)**  
 57 Skyring Terrace, Newstead

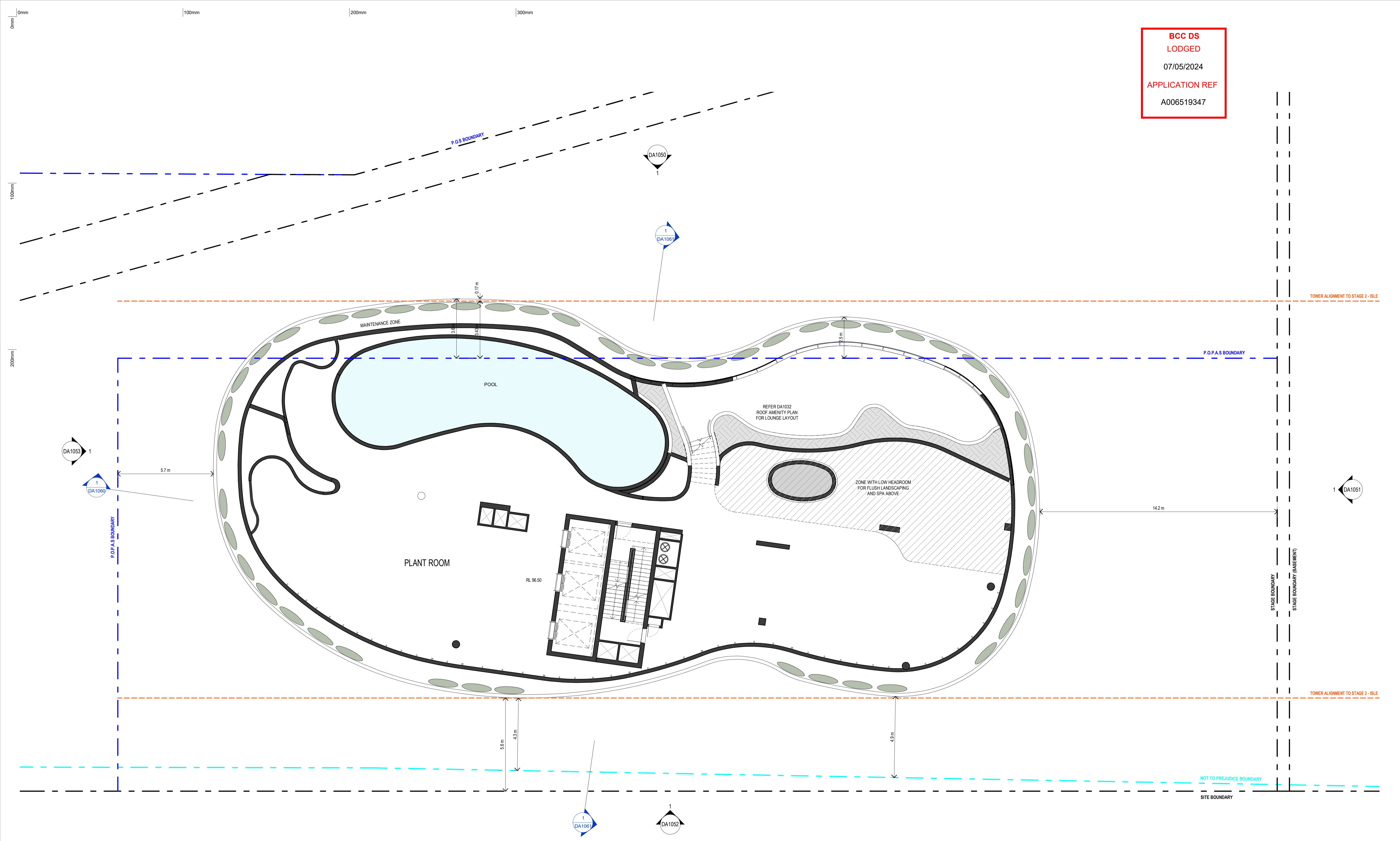
title:  
**FLOOR PLAN - L28 / PENTHOUSE**

job no: AP-10106  
 drawing no: DA1028  
 scale @ A1 : 1 : 100  
 date: 02.05.2024 rev: **B**





**BCC DS**  
**LODGED**  
 07/05/2024  
 APPLICATION REF  
 A006519347



**GENERAL NOTES - DEVELOPMENT APPLICATION**

1. DESIGN RESOLUTION  
 1.1 THE DRAWINGS REPRESENT GENERAL ARCHITECTURAL INTENT FOR THE PURPOSE OF THIS DEVELOPMENT APPLICATION ONLY.  
 1.2 THE INTERNAL LAYOUT IS SHOWN INDICATIVELY AND IS SUBJECT TO FURTHER DESIGN DEVELOPMENT.  
 1.3 THE DIMENSIONS SHOWN ARE GENERAL ONLY AND ARE SUBJECT TO FURTHER DESIGN DEVELOPMENT.  
 1.4 LOCATION OF CAR PARK ENTRY POINT IS GENERAL ONLY AND WILL BE CONFIRMED AND DIMENSIONED AT LATER STAGE.  
 1.5 THE SIZE AND POSITION OF LOUVRE SUN SCREENS IS INDICATIVE ONLY.

1.6 CEILING RL (WHERE SHOWN) INDICATES GENERAL CEILING DESIGN LEVEL ONLY, WHICH DOES ACCOUNT FOR SERVICES BULKHEADS OR SIMILAR PARTIAL CEILING PROTRUSIONS.  
 1.7 LANDSCAPE COMPONENT IS SHOWN INDICATIVELY ONLY AND SHOULD REFER TO LANDSCAPE ARCHITECT'S DOCUMENTATION.  
 1.8 LOCATION OF PLANT, EQUIPMENT AND SERVICES ON DRAWINGS IS GENERAL AND INDICATIVE ONLY, AND DOES NOT INCLUDE MINOR ELEMENTS, SUCH AS VENT PIPES, FLUES, AERIALS, ETC.

2. GRAPHIC PRESENTATION  
 2.1 COLOURS PRESENTED ON DRAWINGS ARE GENERIC ONLY AND INDICATIVE OF THE ARCHITECTURAL DESIGN INTENT. SOME COLOUR DISTORTION MAY ALSO OCCUR IN THE PRINTING PROCESS.  
 3. EXISTING STRUCTURES AND SERVICES  
 3.1 EXTENT AND LOCATION OF EXISTING STRUCTURES AND SERVICES IS ACCORDING TO THE AVAILABLE SURVEY INFORMATION AND WILL NEED TO BE VERIFIED ON SITE AT LATER STAGE.  
 3.2 ALL UNCHANGED SITE LEVELS ARE AS PER THE EXISTING SURVEY INFORMATION.

02.05.2024	B	FOR DEVELOPMENT APPLICATION
16.04.2024	A.1	DRAFT - FOR INFORMATION
20.03.2024	A	DRAFT - FOR PRE-ASSESSMENT TECHNICAL REPORTS
		amendment

**MIRVAC DESIGN**  
 Level 28 200 George St  
 Sydney NSW 2000  
 Tel: (02) 9559 1332  
 Mirvac Design Pty Ltd  
 ABN 70 025 559 133  
 Mirvac Design Nominees / Responsible Architects  
 Anita Verma Michael Wilmer David Hines Pippin Wong Andrew La  
<https://www.mirvacdesign.com/our-team/architects>



project:  
**SKY PRECINCT (STAGE 3)**  
 57 Skyring Terrace, Newstead

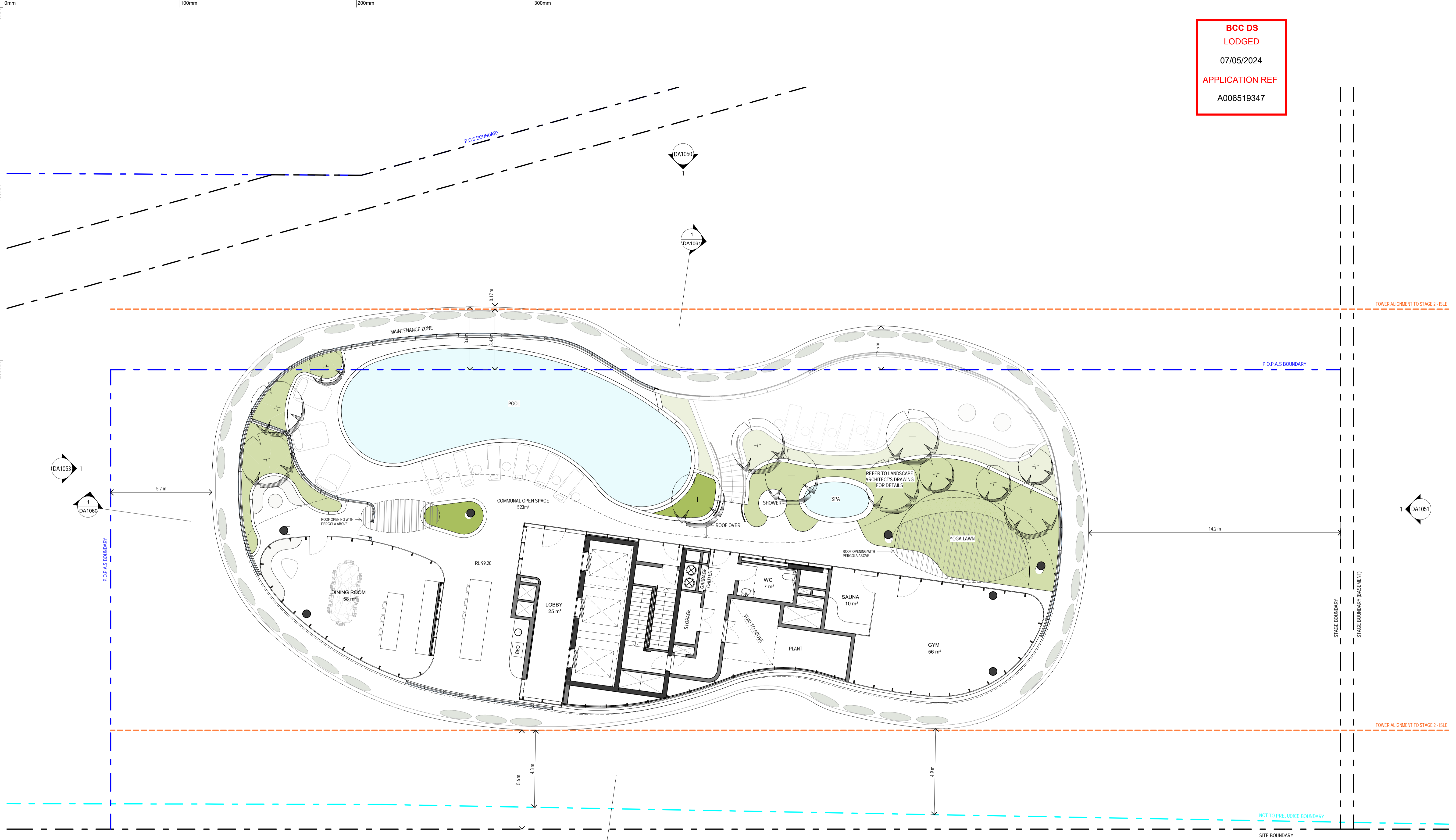
title:  
**FLOOR PLAN - ROOF TERRACE**

job no: AP-10106  
 drawing no: DA1029  
 scale @ A1 : 1 : 100

date: 02.05.2024 rev: **B**



**BCC DS**  
**LODGED**  
 07/05/2024  
 APPLICATION REF  
 A006519347



**GENERAL NOTES - DEVELOPMENT APPLICATION**

- DESIGN RESOLUTION**
  - THE DRAWINGS REPRESENT GENERAL ARCHITECTURAL INTENT FOR THE PURPOSE OF THIS DEVELOPMENT APPLICATION ONLY.
  - THE INTERNAL LAYOUT IS SHOWN INDICATIVELY AND IS SUBJECT TO FURTHER DESIGN DEVELOPMENT.
  - THE DIMENSIONS SHOWN ARE GENERAL ONLY AND ARE SUBJECT TO FURTHER DESIGN DEVELOPMENT.
  - LOCATION OF CAR PARK ENTRY POINT IS GENERAL ONLY AND WILL BE CONFIRMED AND DIMENSIONED AT LATER STAGE.
  - THE SIZE AND POSITION OF LOUVRE SUN SCREENS IS INDICATIVE ONLY.
- CEILING RL (WHERE SHOWN) INDICATES GENERAL CEILING DESIGN LEVEL ONLY, WHICH DOES ACCOUNT FOR SERVICES BULKHEADS OR SIMILAR PARTIAL CEILING PROTRUSIONS.**
- LANDSCAPE COMPONENT IS SHOWN INDICATIVELY ONLY AND SHOULD REFER TO LANDSCAPE ARCHITECT'S DOCUMENTATION.**
- LOCATION OF PLANT, EQUIPMENT AND SERVICES ON DRAWINGS IS GENERAL AND INDICATIVE ONLY, AND DOES NOT INCLUDE MINOR ELEMENTS, SUCH AS VENT PIPES, FLUES, AERIALS, ETC.**
- EXISTING STRUCTURES AND SERVICES**
  - EXTENT AND LOCATION OF EXISTING STRUCTURES AND SERVICES IS ACCORDING TO THE AVAILABLE SURVEY INFORMATION AND WILL NEED TO BE VERIFIED ON SITE AT LATER STAGE.
  - ALL UNCHANGED SITE LEVELS ARE AS PER THE EXISTING SURVEY INFORMATION.
- GRAPHIC PRESENTATION**
  - COLOURS PRESENTED ON DRAWINGS ARE GENERIC ONLY AND INDICATIVE OF THE ARCHITECTURAL DESIGN INTENT. SOME COLOUR DISTORTION MAY ALSO OCCUR IN THE PRINTING PROCESS.

1.4 CEILING RL (WHERE SHOWN) INDICATES GENERAL CEILING DESIGN LEVEL ONLY, WHICH DOES ACCOUNT FOR SERVICES BULKHEADS OR SIMILAR PARTIAL CEILING PROTRUSIONS.  
 1.7 LANDSCAPE COMPONENT IS SHOWN INDICATIVELY ONLY AND SHOULD REFER TO LANDSCAPE ARCHITECT'S DOCUMENTATION.  
 1.8 LOCATION OF PLANT, EQUIPMENT AND SERVICES ON DRAWINGS IS GENERAL AND INDICATIVE ONLY, AND DOES NOT INCLUDE MINOR ELEMENTS, SUCH AS VENT PIPES, FLUES, AERIALS, ETC.

2.1 COLOURS PRESENTED ON DRAWINGS ARE GENERIC ONLY AND INDICATIVE OF THE ARCHITECTURAL DESIGN INTENT. SOME COLOUR DISTORTION MAY ALSO OCCUR IN THE PRINTING PROCESS.  
 3.1 EXTENT AND LOCATION OF EXISTING STRUCTURES AND SERVICES IS ACCORDING TO THE AVAILABLE SURVEY INFORMATION AND WILL NEED TO BE VERIFIED ON SITE AT LATER STAGE.  
 3.2 ALL UNCHANGED SITE LEVELS ARE AS PER THE EXISTING SURVEY INFORMATION.

02.05.2024	B	FOR DEVELOPMENT APPLICATION
16.04.2024	A.1	DRAFT - FOR INFORMATION
20.03.2024	A	DRAFT - FOR PRE-ASSESSMENT TECHNICAL REPORTS
	REV	AMENDMENT

02.05.2024  
 16.04.2024  
 20.03.2024

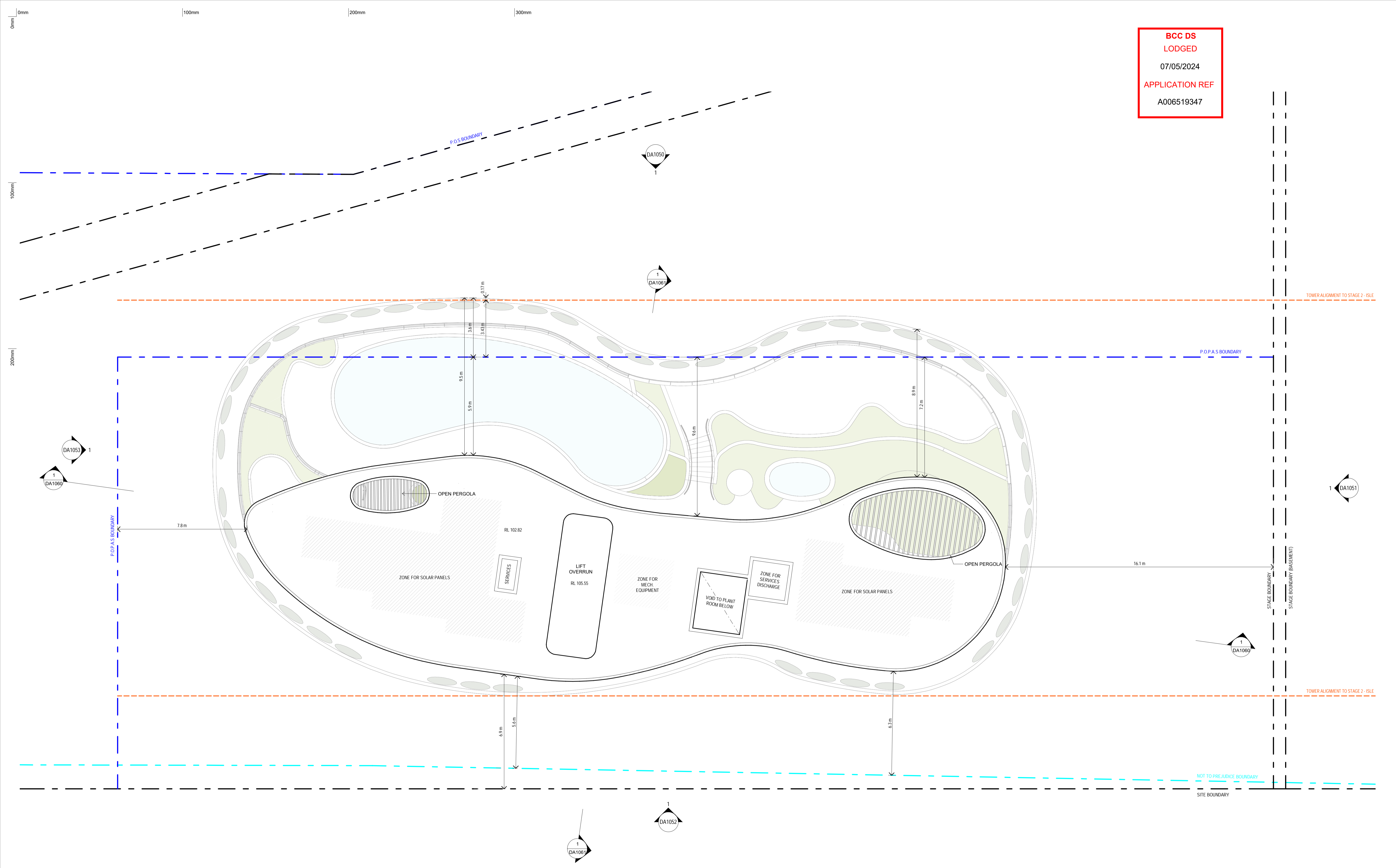
**MIRVAC DESIGN**  
 Level 28, 206 George St  
 Sydney NSW 2000  
 Tel: (02) 955 9133  
 Fax: (02) 955 9133  
 Email: info@mirvacdesign.com.au  
 Mirvac Design Nominees / Responsible Architects  
 Anita Verma, Michael Wilmer, David Hicks, Purnima Singh, Andrew La  
 (http://www.mirvacdesign.com.au/level-28-office)

project:  
**SKY PRECINCT (STAGE 3)**  
 57 Skyring Terrace, Newstead

title:  
**FLOOR PLAN - ROOF AMENITY**

job no: AP-10106  
 drawing no: DA1030  
 scale @ A1 : 1 : 100  
 date: 02.05.2024 rev: B

**BCC DS  
LODGED**  
07/05/2024  
**APPLICATION REF**  
A006519347



**GENERAL NOTES - DEVELOPMENT APPLICATION**

1. DESIGN RESOLUTION
- 1.1 THE DRAWINGS REPRESENT GENERAL ARCHITECTURAL INTENT FOR THE PURPOSE OF THIS DEVELOPMENT APPLICATION ONLY.
- 1.2 THE INTERNAL LAYOUT IS SHOWN INDICATIVELY AND IS SUBJECT TO FURTHER DESIGN DEVELOPMENT.
- 1.3 THE DIMENSIONS SHOWN ARE GENERAL ONLY AND ARE SUBJECT TO FURTHER DESIGN DEVELOPMENT.
- 1.4 LOCATION OF CAR PARK ENTRY POINT IS GENERAL ONLY AND WILL BE CONFIRMED AND DIMENSIONED AT LATER STAGE.
- 1.5 THE SIZE AND POSITION OF LOUVRE SUN SCREENS IS INDICATIVE ONLY.

- 1.6 CEILING RL (WHERE SHOWN) INDICATES GENERAL CEILING DESIGN LEVEL ONLY, WHICH DOES ACCOUNT FOR SERVICES BULKHEADS OR SIMILAR PARTIAL CEILING PROTRUSIONS.
- 1.7 LANDSCAPE COMPONENT IS SHOWN INDICATIVELY ONLY AND SHOULD REFER TO LANDSCAPE ARCHITECT'S DOCUMENTATION.
- 1.8 LOCATION OF PLANT, EQUIPMENT AND SERVICES ON DRAWINGS IS GENERAL AND INDICATIVE ONLY, AND DOES NOT INCLUDE MINOR ELEMENTS, SUCH AS VENT PIPES, FLUES, AERIALS, ETC.

2. GRAPHIC PRESENTATION
- 2.1 COLOURS PRESENTED ON DRAWINGS ARE GENERIC ONLY AND INDICATIVE OF THE ARCHITECTURAL DESIGN INTENT. SOME COLOUR DISTORTION MAY ALSO OCCUR IN THE PRINTING PROCESS.
- 2.2 EXISTING STRUCTURES AND SERVICES
- 2.3 EXTENT AND LOCATION OF EXISTING STRUCTURES AND SERVICES IS ACCORDING TO THE AVAILABLE SURVEY INFORMATION AND WILL NEED TO BE VERIFIED ON SITE AT LATER STAGE.
- 2.4 ALL UNCHANGED SITE LEVELS ARE AS PER THE EXISTING SURVEY INFORMATION.

02.05.2024	B	FOR DEVELOPMENT APPLICATION
16.04.2024	A.1	DRAFT - FOR INFORMATION
20.03.2024	A	DRAFT - FOR PRE-ASSESSMENT TECHNICAL REPORTS
	rev	amendment

**MIRVAC DESIGN**  
Level 28 206 George St  
Sydney NSW 2000  
Tel: 002 955 9131  
www.mirvac.com.au

Mirvac Design Pty Ltd  
ABN 59 005 959 153

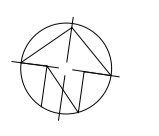
Mirvac Design Network / Responsible Architects  
Aria Verma, Michael Wilmer, David Linton, Paramany Subramani, Andrew Li  
https://www.mirvacdesign.com/our-team/aria-verma



project:  
**SKY PRECINCT (STAGE 3)**  
57 Skyring Terrace, Newstead

title:  
**FLOOR PLAN - ROOF**

job no: AP-10106  
drawing no: DA1031  
scale @ A1 : 1 : 100  
date: 02.05.2024 rev: B



**BCC DS**  
**LODGED**  
 07/05/2024  
**APPLICATION REF**  
 A006519347

**GENERAL NOTES - DEVELOPMENT APPLICATION**

1. THE DRAWINGS REPRESENT GENERAL ARCHITECTURAL INTENT FOR THE PURPOSE OF THE DEVELOPMENT APPLICATION ONLY. THE DRAWINGS ARE NOT TO BE USED FOR CONSTRUCTION OR FOR ANY OTHER PURPOSE WITHOUT THE WRITTEN PERMISSION OF MIVAC DESIGN PTY LTD.
2. THE DRAWINGS ARE NOT TO BE USED FOR CONSTRUCTION OR FOR ANY OTHER PURPOSE WITHOUT THE WRITTEN PERMISSION OF MIVAC DESIGN PTY LTD.
3. THE DRAWINGS ARE NOT TO BE USED FOR CONSTRUCTION OR FOR ANY OTHER PURPOSE WITHOUT THE WRITTEN PERMISSION OF MIVAC DESIGN PTY LTD.
4. THE DRAWINGS ARE NOT TO BE USED FOR CONSTRUCTION OR FOR ANY OTHER PURPOSE WITHOUT THE WRITTEN PERMISSION OF MIVAC DESIGN PTY LTD.
5. THE DRAWINGS ARE NOT TO BE USED FOR CONSTRUCTION OR FOR ANY OTHER PURPOSE WITHOUT THE WRITTEN PERMISSION OF MIVAC DESIGN PTY LTD.

1. THE DRAWINGS REPRESENT GENERAL ARCHITECTURAL INTENT FOR THE PURPOSE OF THE DEVELOPMENT APPLICATION ONLY. THE DRAWINGS ARE NOT TO BE USED FOR CONSTRUCTION OR FOR ANY OTHER PURPOSE WITHOUT THE WRITTEN PERMISSION OF MIVAC DESIGN PTY LTD.
2. THE DRAWINGS ARE NOT TO BE USED FOR CONSTRUCTION OR FOR ANY OTHER PURPOSE WITHOUT THE WRITTEN PERMISSION OF MIVAC DESIGN PTY LTD.
3. THE DRAWINGS ARE NOT TO BE USED FOR CONSTRUCTION OR FOR ANY OTHER PURPOSE WITHOUT THE WRITTEN PERMISSION OF MIVAC DESIGN PTY LTD.
4. THE DRAWINGS ARE NOT TO BE USED FOR CONSTRUCTION OR FOR ANY OTHER PURPOSE WITHOUT THE WRITTEN PERMISSION OF MIVAC DESIGN PTY LTD.
5. THE DRAWINGS ARE NOT TO BE USED FOR CONSTRUCTION OR FOR ANY OTHER PURPOSE WITHOUT THE WRITTEN PERMISSION OF MIVAC DESIGN PTY LTD.

1. THE DRAWINGS REPRESENT GENERAL ARCHITECTURAL INTENT FOR THE PURPOSE OF THE DEVELOPMENT APPLICATION ONLY. THE DRAWINGS ARE NOT TO BE USED FOR CONSTRUCTION OR FOR ANY OTHER PURPOSE WITHOUT THE WRITTEN PERMISSION OF MIVAC DESIGN PTY LTD.
2. THE DRAWINGS ARE NOT TO BE USED FOR CONSTRUCTION OR FOR ANY OTHER PURPOSE WITHOUT THE WRITTEN PERMISSION OF MIVAC DESIGN PTY LTD.
3. THE DRAWINGS ARE NOT TO BE USED FOR CONSTRUCTION OR FOR ANY OTHER PURPOSE WITHOUT THE WRITTEN PERMISSION OF MIVAC DESIGN PTY LTD.
4. THE DRAWINGS ARE NOT TO BE USED FOR CONSTRUCTION OR FOR ANY OTHER PURPOSE WITHOUT THE WRITTEN PERMISSION OF MIVAC DESIGN PTY LTD.
5. THE DRAWINGS ARE NOT TO BE USED FOR CONSTRUCTION OR FOR ANY OTHER PURPOSE WITHOUT THE WRITTEN PERMISSION OF MIVAC DESIGN PTY LTD.

1. THE DRAWINGS REPRESENT GENERAL ARCHITECTURAL INTENT FOR THE PURPOSE OF THE DEVELOPMENT APPLICATION ONLY. THE DRAWINGS ARE NOT TO BE USED FOR CONSTRUCTION OR FOR ANY OTHER PURPOSE WITHOUT THE WRITTEN PERMISSION OF MIVAC DESIGN PTY LTD.
2. THE DRAWINGS ARE NOT TO BE USED FOR CONSTRUCTION OR FOR ANY OTHER PURPOSE WITHOUT THE WRITTEN PERMISSION OF MIVAC DESIGN PTY LTD.
3. THE DRAWINGS ARE NOT TO BE USED FOR CONSTRUCTION OR FOR ANY OTHER PURPOSE WITHOUT THE WRITTEN PERMISSION OF MIVAC DESIGN PTY LTD.
4. THE DRAWINGS ARE NOT TO BE USED FOR CONSTRUCTION OR FOR ANY OTHER PURPOSE WITHOUT THE WRITTEN PERMISSION OF MIVAC DESIGN PTY LTD.
5. THE DRAWINGS ARE NOT TO BE USED FOR CONSTRUCTION OR FOR ANY OTHER PURPOSE WITHOUT THE WRITTEN PERMISSION OF MIVAC DESIGN PTY LTD.


1. THE DRAWINGS REPRESENT GENERAL ARCHITECTURAL INTENT FOR THE PURPOSE OF THE DEVELOPMENT APPLICATION ONLY. THE DRAWINGS ARE NOT TO BE USED FOR CONSTRUCTION OR FOR ANY OTHER PURPOSE WITHOUT THE WRITTEN PERMISSION OF MIVAC DESIGN PTY LTD.
2. THE DRAWINGS ARE NOT TO BE USED FOR CONSTRUCTION OR FOR ANY OTHER PURPOSE WITHOUT THE WRITTEN PERMISSION OF MIVAC DESIGN PTY LTD.
3. THE DRAWINGS ARE NOT TO BE USED FOR CONSTRUCTION OR FOR ANY OTHER PURPOSE WITHOUT THE WRITTEN PERMISSION OF MIVAC DESIGN PTY LTD.
4. THE DRAWINGS ARE NOT TO BE USED FOR CONSTRUCTION OR FOR ANY OTHER PURPOSE WITHOUT THE WRITTEN PERMISSION OF MIVAC DESIGN PTY LTD.
5. THE DRAWINGS ARE NOT TO BE USED FOR CONSTRUCTION OR FOR ANY OTHER PURPOSE WITHOUT THE WRITTEN PERMISSION OF MIVAC DESIGN PTY LTD.

1. THE DRAWINGS REPRESENT GENERAL ARCHITECTURAL INTENT FOR THE PURPOSE OF THE DEVELOPMENT APPLICATION ONLY. THE DRAWINGS ARE NOT TO BE USED FOR CONSTRUCTION OR FOR ANY OTHER PURPOSE WITHOUT THE WRITTEN PERMISSION OF MIVAC DESIGN PTY LTD.
2. THE DRAWINGS ARE NOT TO BE USED FOR CONSTRUCTION OR FOR ANY OTHER PURPOSE WITHOUT THE WRITTEN PERMISSION OF MIVAC DESIGN PTY LTD.
3. THE DRAWINGS ARE NOT TO BE USED FOR CONSTRUCTION OR FOR ANY OTHER PURPOSE WITHOUT THE WRITTEN PERMISSION OF MIVAC DESIGN PTY LTD.
4. THE DRAWINGS ARE NOT TO BE USED FOR CONSTRUCTION OR FOR ANY OTHER PURPOSE WITHOUT THE WRITTEN PERMISSION OF MIVAC DESIGN PTY LTD.
5. THE DRAWINGS ARE NOT TO BE USED FOR CONSTRUCTION OR FOR ANY OTHER PURPOSE WITHOUT THE WRITTEN PERMISSION OF MIVAC DESIGN PTY LTD.

1. THE DRAWINGS REPRESENT GENERAL ARCHITECTURAL INTENT FOR THE PURPOSE OF THE DEVELOPMENT APPLICATION ONLY. THE DRAWINGS ARE NOT TO BE USED FOR CONSTRUCTION OR FOR ANY OTHER PURPOSE WITHOUT THE WRITTEN PERMISSION OF MIVAC DESIGN PTY LTD.
2. THE DRAWINGS ARE NOT TO BE USED FOR CONSTRUCTION OR FOR ANY OTHER PURPOSE WITHOUT THE WRITTEN PERMISSION OF MIVAC DESIGN PTY LTD.
3. THE DRAWINGS ARE NOT TO BE USED FOR CONSTRUCTION OR FOR ANY OTHER PURPOSE WITHOUT THE WRITTEN PERMISSION OF MIVAC DESIGN PTY LTD.
4. THE DRAWINGS ARE NOT TO BE USED FOR CONSTRUCTION OR FOR ANY OTHER PURPOSE WITHOUT THE WRITTEN PERMISSION OF MIVAC DESIGN PTY LTD.
5. THE DRAWINGS ARE NOT TO BE USED FOR CONSTRUCTION OR FOR ANY OTHER PURPOSE WITHOUT THE WRITTEN PERMISSION OF MIVAC DESIGN PTY LTD.

1. THE DRAWINGS REPRESENT GENERAL ARCHITECTURAL INTENT FOR THE PURPOSE OF THE DEVELOPMENT APPLICATION ONLY. THE DRAWINGS ARE NOT TO BE USED FOR CONSTRUCTION OR FOR ANY OTHER PURPOSE WITHOUT THE WRITTEN PERMISSION OF MIVAC DESIGN PTY LTD.
2. THE DRAWINGS ARE NOT TO BE USED FOR CONSTRUCTION OR FOR ANY OTHER PURPOSE WITHOUT THE WRITTEN PERMISSION OF MIVAC DESIGN PTY LTD.
3. THE DRAWINGS ARE NOT TO BE USED FOR CONSTRUCTION OR FOR ANY OTHER PURPOSE WITHOUT THE WRITTEN PERMISSION OF MIVAC DESIGN PTY LTD.
4. THE DRAWINGS ARE NOT TO BE USED FOR CONSTRUCTION OR FOR ANY OTHER PURPOSE WITHOUT THE WRITTEN PERMISSION OF MIVAC DESIGN PTY LTD.
5. THE DRAWINGS ARE NOT TO BE USED FOR CONSTRUCTION OR FOR ANY OTHER PURPOSE WITHOUT THE WRITTEN PERMISSION OF MIVAC DESIGN PTY LTD.

1. THE DRAWINGS REPRESENT GENERAL ARCHITECTURAL INTENT FOR THE PURPOSE OF THE DEVELOPMENT APPLICATION ONLY. THE DRAWINGS ARE NOT TO BE USED FOR CONSTRUCTION OR FOR ANY OTHER PURPOSE WITHOUT THE WRITTEN PERMISSION OF MIVAC DESIGN PTY LTD.
2. THE DRAWINGS ARE NOT TO BE USED FOR CONSTRUCTION OR FOR ANY OTHER PURPOSE WITHOUT THE WRITTEN PERMISSION OF MIVAC DESIGN PTY LTD.
3. THE DRAWINGS ARE NOT TO BE USED FOR CONSTRUCTION OR FOR ANY OTHER PURPOSE WITHOUT THE WRITTEN PERMISSION OF MIVAC DESIGN PTY LTD.
4. THE DRAWINGS ARE NOT TO BE USED FOR CONSTRUCTION OR FOR ANY OTHER PURPOSE WITHOUT THE WRITTEN PERMISSION OF MIVAC DESIGN PTY LTD.
5. THE DRAWINGS ARE NOT TO BE USED FOR CONSTRUCTION OR FOR ANY OTHER PURPOSE WITHOUT THE WRITTEN PERMISSION OF MIVAC DESIGN PTY LTD.



EXTERNAL FINISHES MATERIAL						
AF01	AF02	AF03	GL01	PC01	PC02	PC03
OFF WHITE PAINT FINISH EXPRESSED SLAB EDGE (INCLUDING SOFFIT) EXTERNAL COLUMNS TO GROUND AND ROOFTOP AMENITY LEVEL	OFF WHITE CONCRETE LOOK PAINT FINISH EXTERNAL WALLS TO GROUND LEVEL	SILVER PAINT FINISH TO MATCH PC02 BALCONY WALLS BALCONY DIVIDING WALLS	CLEAR GLASS (NEUTRAL GREY TONE) GLAZING, BALUSTRADE, AND WIND SCREEN GLASS	BLACK POWDERCOATING FINISH WINDOW FRAMES (GROUND + ROOF LEVEL) EXTERNAL RAMP AND STAIR HANDRAILS LOUVRE SCREEN TO MECHANICAL SHAFT AT GROUND LEVEL	SILVER POWDERCOATING FINISH WINDOW FRAMES (LEVEL 02 + ABOVE) BALUSTRADE SYSTEM	WHITE POWDERCOATING FINISH BALCONY PLANTER BOXES VERTICAL LOUVRE SCREENS

REFER TO:  
 DA1801 / DA1802 GROUND LEVEL EXTERNAL MATERIALS  
 DA1803 TYPICAL LEVEL EXTERNAL MATERIALS

job no: AP-10106  
 drawing no: DA1050  
 scale: @ A1 : 1 : 200  
 date: 02.05.2024  
 rev: B



project: SKY PRECINCT (STAGE 3)  
 57 Skyring Terrace, Newstead

title: ELEVATION - NORTH

