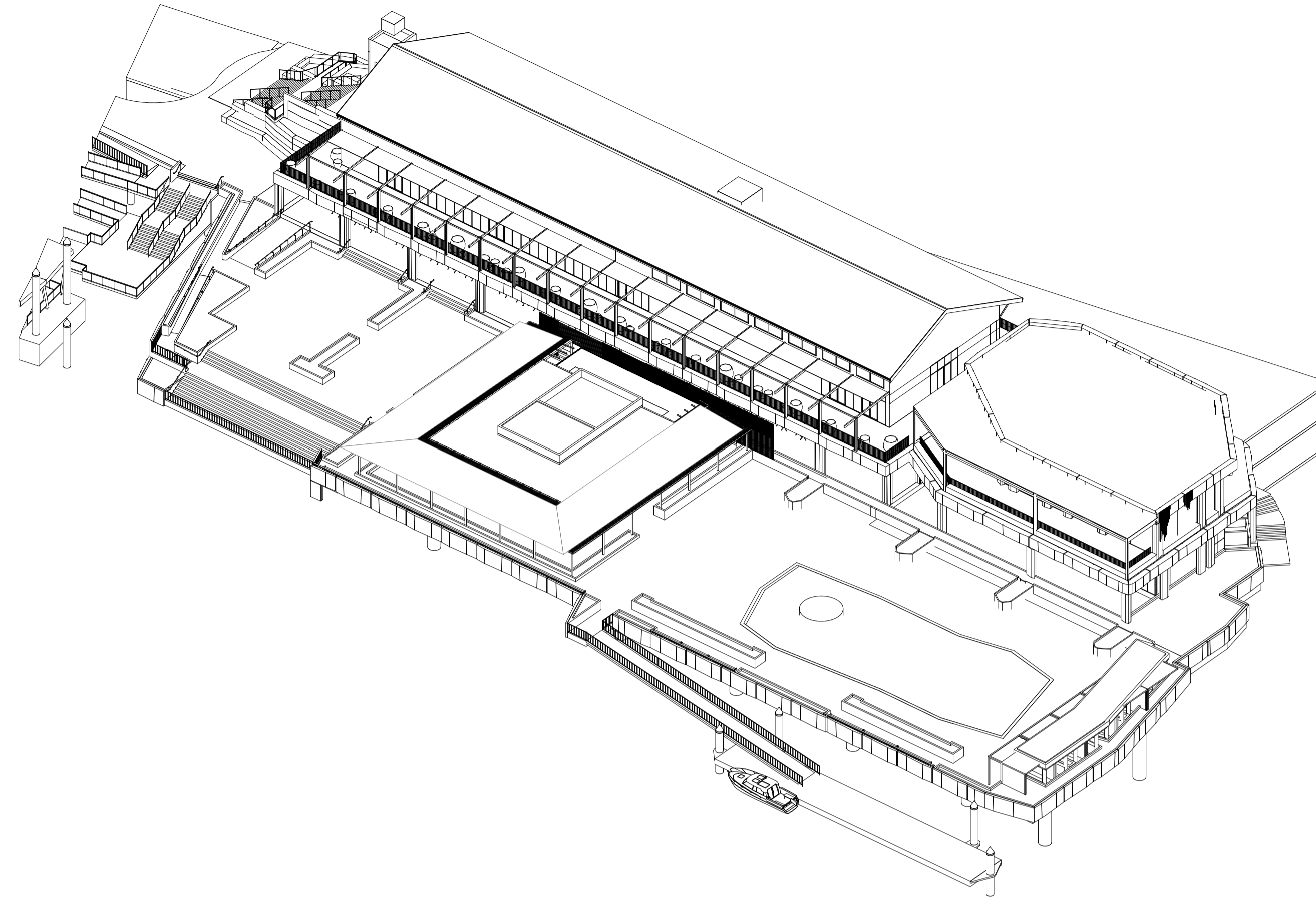
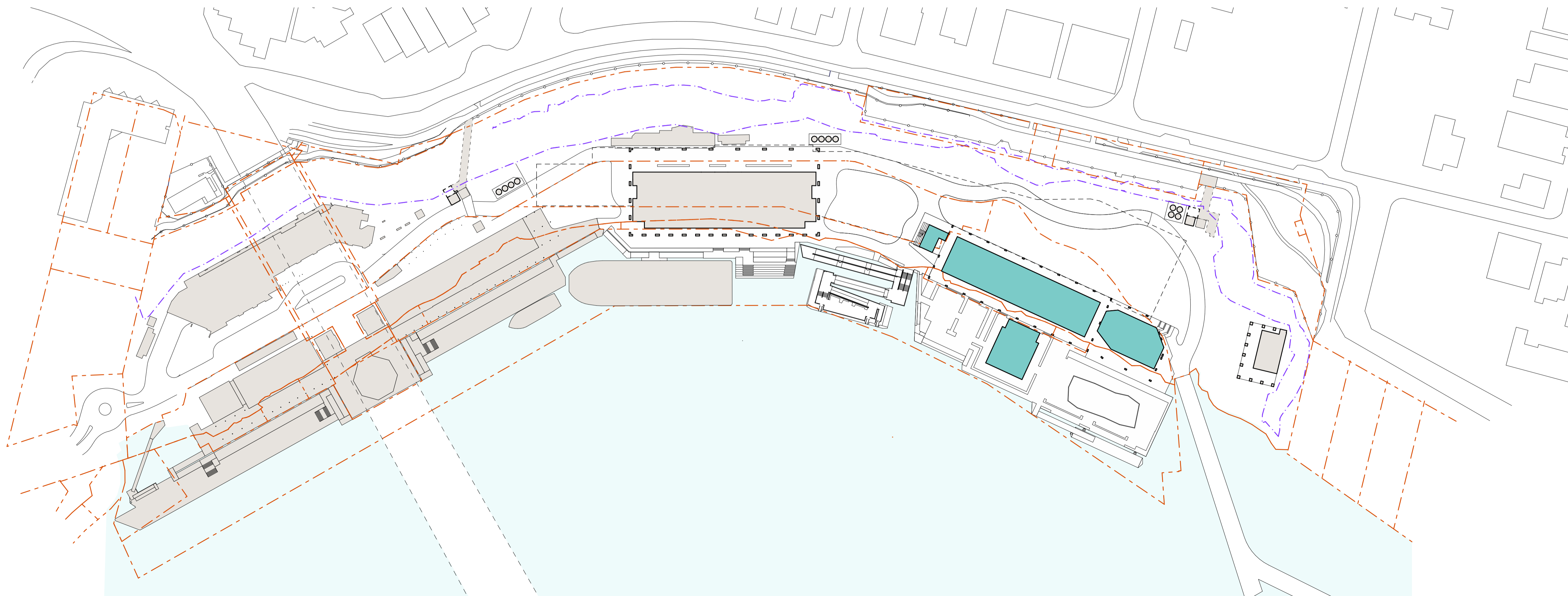


# RIVERSHED

Layout No:	Layout Name
<b>RIVERSHED</b>	
A-RS.000	RIVERSHED COVER SHEET
A-RS.001	RIVERSHED / RIVERSHED EAST / POOL BAR GROUND FLOOR - PROPOSED PLAN
A-RS.002	RIVERSHED / RIVERSHED EAST / POOL BAR LEVEL 2 - PROPOSED PLAN
A-RS.003	RIVERSHED / RIVERSHED EAST / POOL BAR MEZZANINE - PROPOSED PLAN
A-RS.004	RIVERSHED / RIVERSHED EAST / POOL BAR ROOF - PROPOSED PLAN
A-RS.005	RIVERSHED / RIVERSHED EAST / POOL BAR ELEVATIONS 1 - PROPOSED
A-RS.006	RIVERSHED / RIVERSHED EAST / POOL BAR ELEVATIONS 2 - PROPOSED
A-RS.007	RIVERSHED / RIVERSHED EAST / POOL BAR SECTIONS 1 - PROPOSED
A-RS.008	RIVERSHED / RIVERSHED EAST / POOL BAR SECTIONS 2 - PROPOSED



## PROPOSED KEY PLAN



### NOTES

1. Figured dimensions take precedence over scaled.
2. Figured dimensions are millimetres unless noted otherwise.
3. Check all dimensions on site prior to commencement of work.
4. These designs, drawings and specifications, and copyright thereof, are the property of Little Boat Projects trading as The Trustee for Little Boat Projects Unit Trust and must not be used, retained or copied without the written authority of Little Boat Projects.

**BCC DS**  
 LODGED  
 23/09/2024  
 APPLICATION REF  
 A006618899

P01	DA DRAWING PACK - FOR INFORMATION	21/12/23	NH
P02	DEVELOPMENT APPLICATION	01/03/24	LW
P03	DEVELOPMENT APPLICATION PACKAGE	30/08/24	NH

Rev	Revision Description	Date	Ver

Architect



Client

**Howard Smith  
Wharves**

Project

**Howard Smith  
Wharves Precinct**

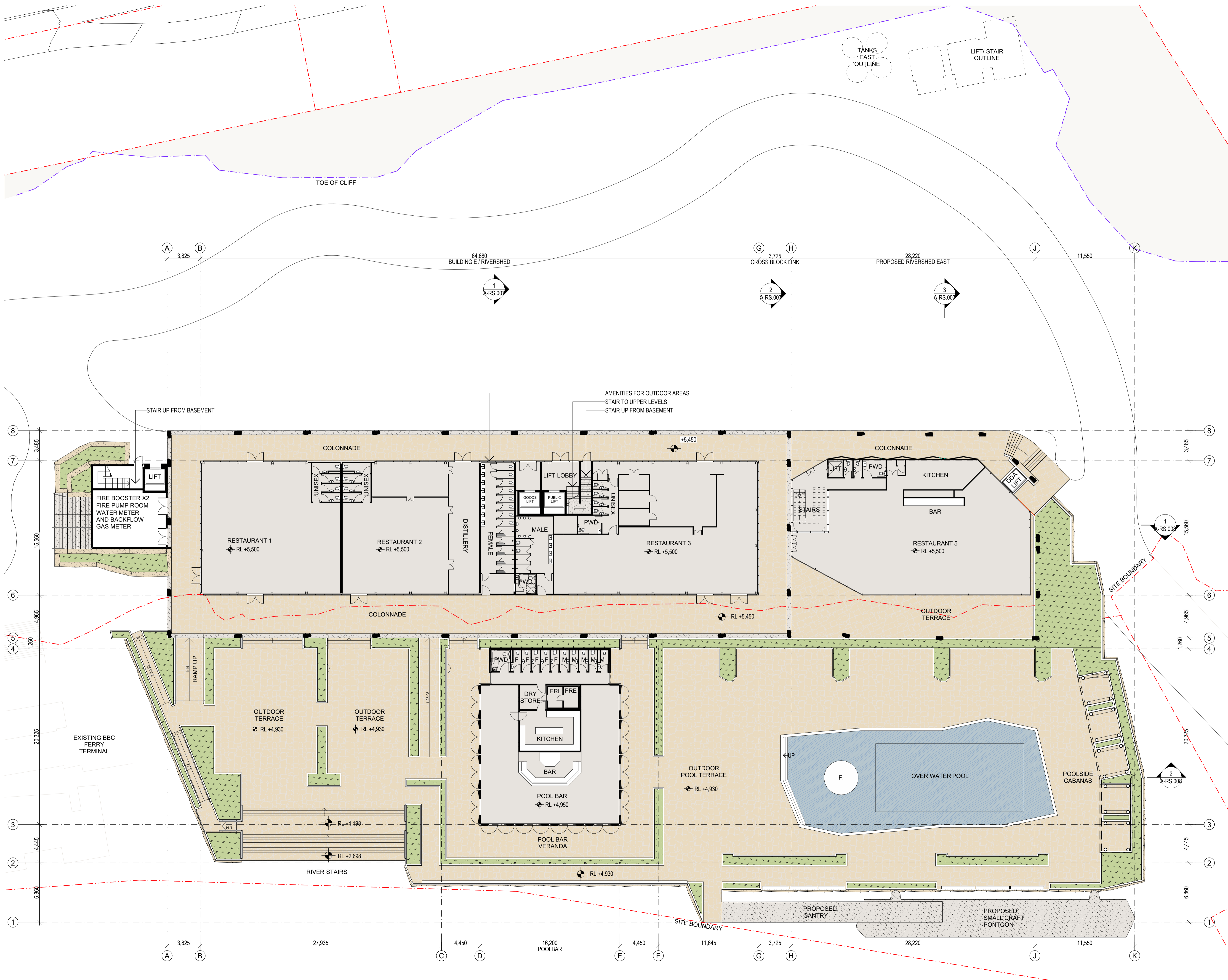
Title

**RIVERSHED COVER SHEET**

Plot Date 29/08/2024	Project No. <b>2023</b>	Drwn LW	Chk Scale at A1
	Drawing No. <b>A-RS.000</b>		Revision <b>P03</b>

**DEVELOPMENT APPROVAL**





- NOTES**
1. Figured dimensions take precedence over scaled.
  2. Figured dimensions are millimetres unless noted otherwise.
  3. Check all dimensions on site prior to commencement of work.
  4. These designs, drawings and specifications, and copyright thereof, are the property of Little Boat Projects trading as The Trustee for Little Boat Projects Unit Trust and must not be used, retained or copied without the written authority of Little Boat Projects.

**BCC DS**  
**LOGGED**  
 23/09/2024  
**APPLICATION REF**  
 A006618899

Item	Description	Date	By
P01	IN PROGRESS ISSUE	07/12/23	NH
P02	DA DRAWING PACK - FOR INFORMATION	21/12/23	NH
P03	DEVELOPMENT APPLICATION	01/03/24	LW
P04	DEVELOPMENT APPLICATION	19/03/24	LW
P05	DEVELOPMENT APPLICATION PACKAGE	30/08/24	NH

Rev	Revision Description	Date	Ver



Client  
**Howard Smith Wharves**

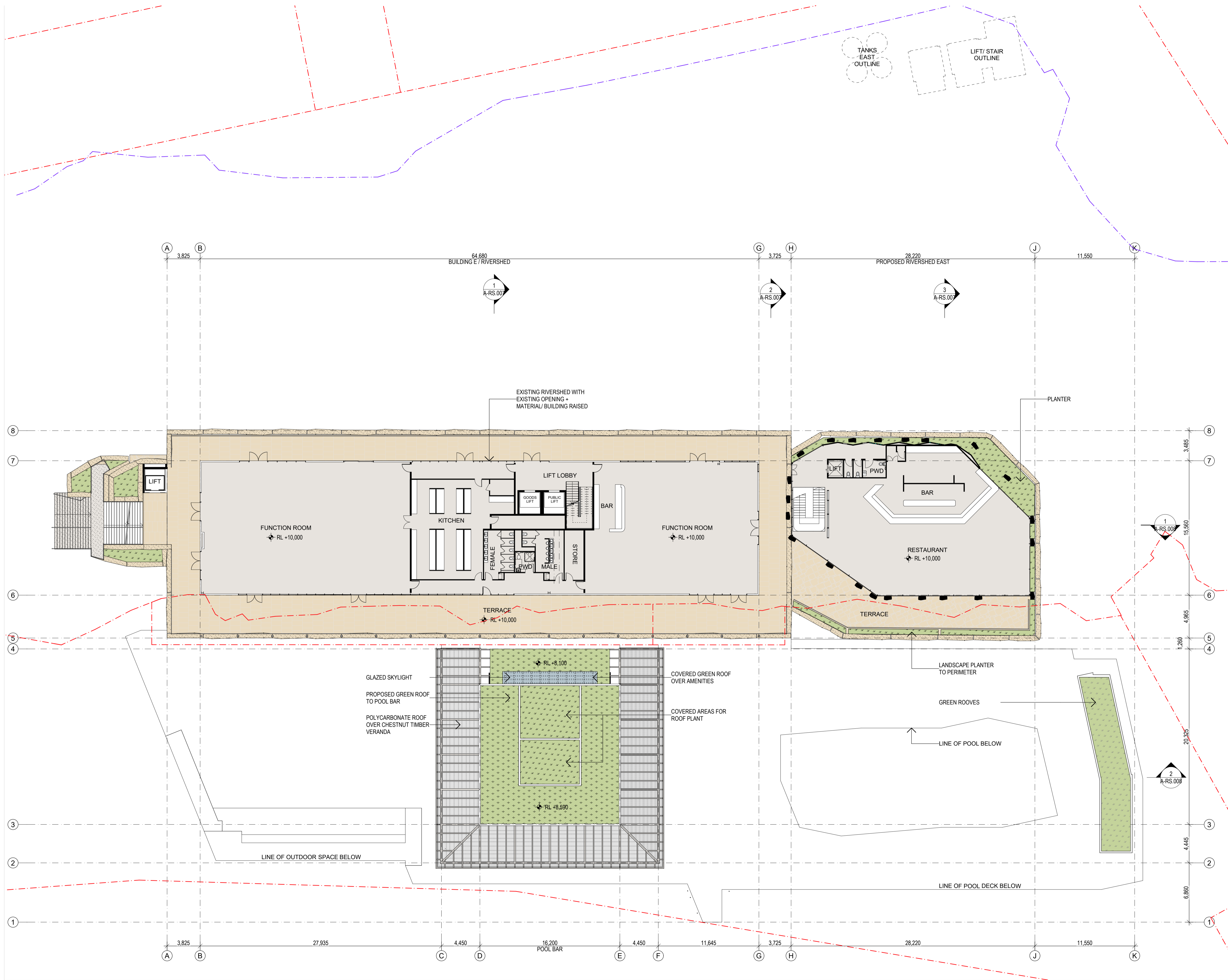
Project  
**Howard Smith Wharves - River Shed**

Title  
**RIVERSHED / RIVERSHED EAST / POOL BAR GROUND FLOOR - PROPOSED PLAN**

Plot Date 29/08/2024	Project No. <b>2023</b>	Drwn NH/LW	Check -
	Drawing No. <b>A-RS.001</b>	Scale 1:200 at A1	Revision <b>P05</b>

**DEVELOPMENT APPROVAL**





- NOTES**
1. Figured dimensions take precedence over scaled.
  2. Figured dimensions are millimetres unless noted otherwise.
  3. Check all dimensions on site prior to commencement of work.
  4. These designs, drawings and specifications, and copyright thereof, are the property of Little Boat Projects trading as The Trustee for Little Boat Projects Unit Trust and must not be used, retained or copied without the written authority of Little Boat Projects.

**BCC DS**  
**LODGED**  
 23/09/2024  
**APPLICATION REF**  
 A006618899

P01	IN PROGRESS ISSUE	07/12/23	NH
P02	DA DRAWING PACK - FOR INFORMATION	21/12/23	NH
P03	DEVELOPMENT APPLICATION	01/03/24	LW
P04	DEVELOPMENT APPLICATION	19/03/24	LW
P05	DEVELOPMENT APPLICATION PACKAGE	30/08/24	NH

Rev	Revision Description	Date	Ver



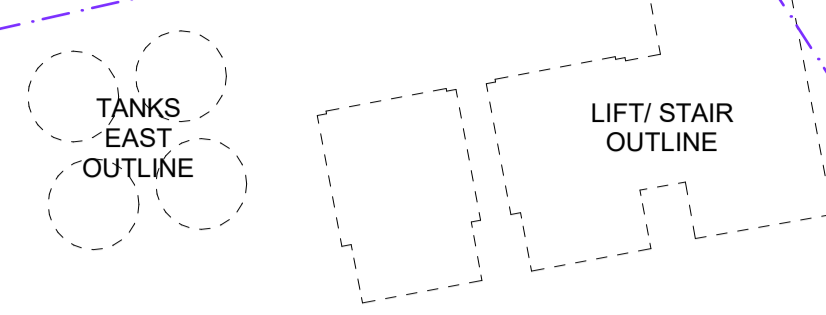
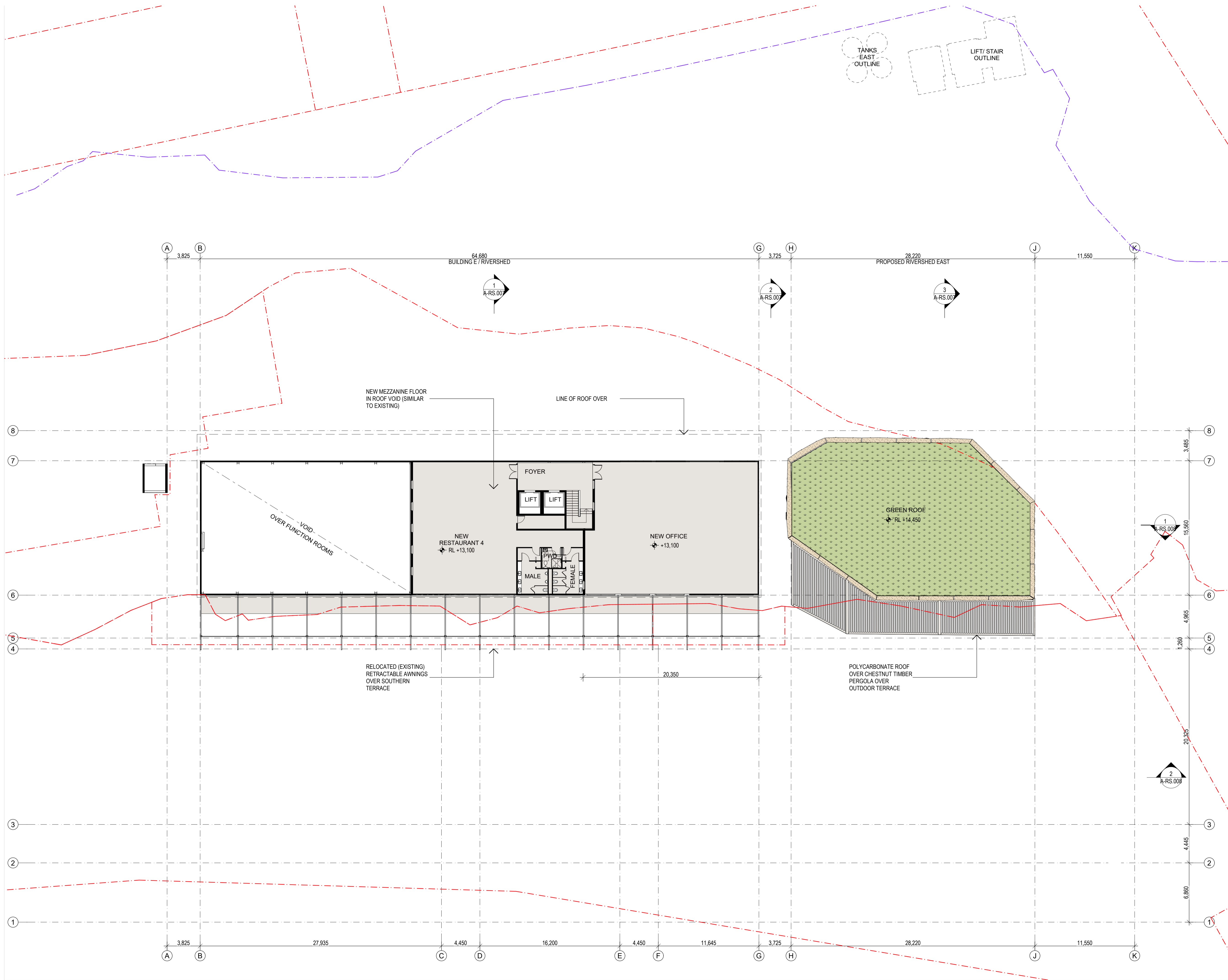
Client  
**Howard Smith Wharves**

Project  
**Howard Smith Wharves - River Shed**

Title  
**RIVERSHED / RIVERSHED EAST / POOL BAR LEVEL 2 - PROPOSED PLAN**

Plot Date 29/08/2024	Project No. <b>2023</b>	Drwn NH/LW	Chk -
	Drawing No. <b>A-RS.002</b>	Scale 1:200 at A1	Revision <b>P05</b>

**DEVELOPMENT APPROVAL**



- NOTES**
1. Figured dimensions take precedence over scaled.
  2. Figured dimensions are millimetres unless noted otherwise.
  3. Check all dimensions on site prior to commencement of work.
  4. These designs, drawings and specifications, and copyright thereof, are the property of Little Boat Projects trading as The Trustee for Little Boat Projects Unit Trust and must not be used, retained or copied without the written authority of Little Boat Projects.

**BCC DS**  
**LODGED**  
 23/09/2024  
**APPLICATION REF**  
 A006618899

Rev	Revision Description	Date	Ver
P01	IN PROGRESS ISSUE	07/12/23	NH
P02	DA DRAWING PACK - FOR INFORMATION	21/12/23	NH
P03	DEVELOPMENT APPLICATION	01/03/24	LW
P04	DEVELOPMENT APPLICATION	19/03/24	LW
P05	DEVELOPMENT APPLICATION PACKAGE	30/08/24	NH

Rev	Revision Description	Date	Ver



Client  
**Howard Smith Wharves**

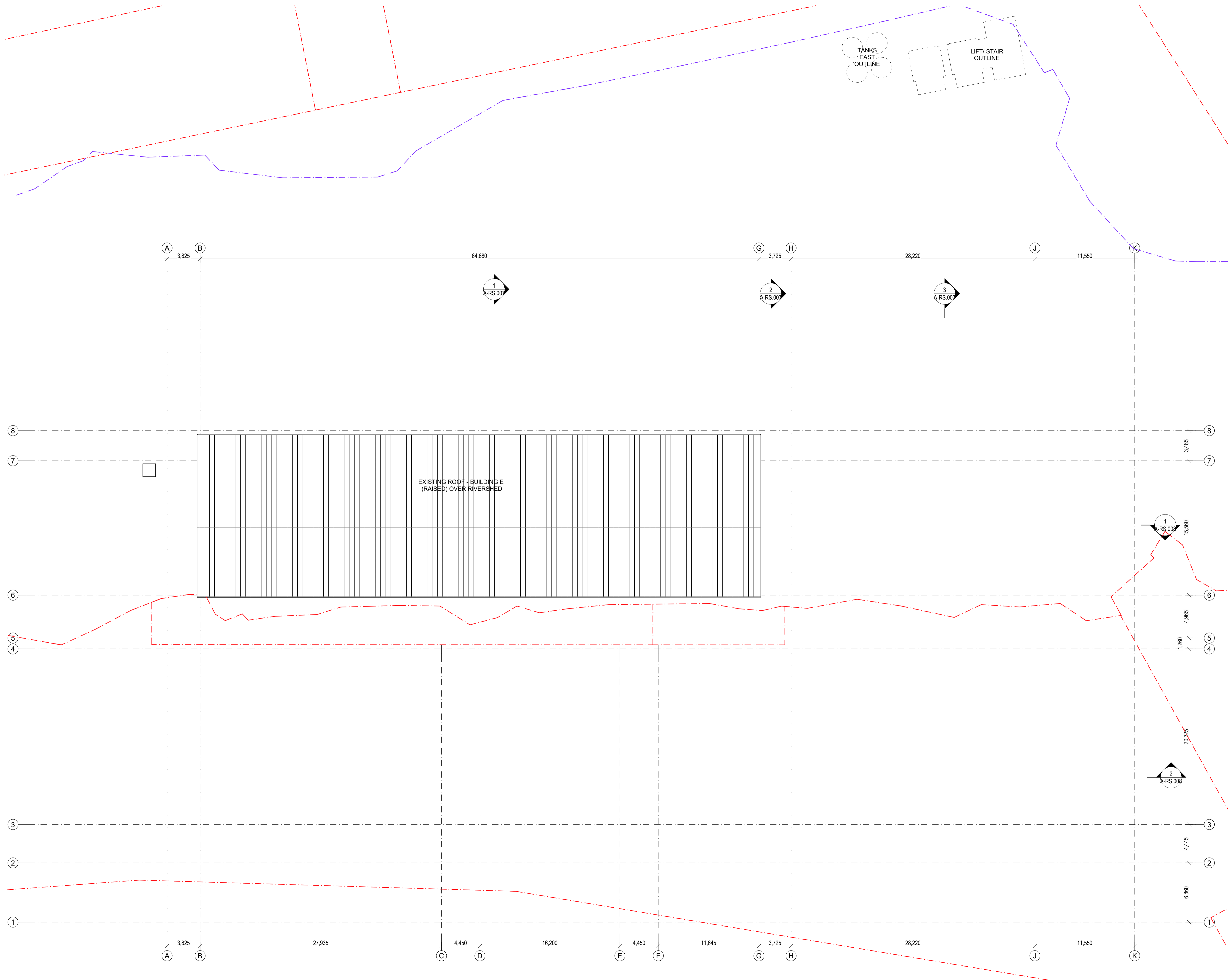
Project  
**Howard Smith Wharves - River Shed**

Title  
**RIVERSHED / RIVERSHED EAST / POOL BAR MEZZANINE - PROPOSED PLAN**

Plot Date 29/08/2024	Project No. <b>2023</b>	Scale 1:200 at A1
	Drawing No. <b>A-RS.003</b>	Revision <b>P05</b>

**DEVELOPMENT APPROVAL**





**NOTES**

1. Figured dimensions take precedence over scaled.
2. Figured dimensions are millimetres unless noted otherwise.
3. Check all dimensions on site prior to commencement of work.
4. These designs, drawings and specifications, and copyright thereof, are the property of Little Boat Projects trading as The Trustee for Little Boat Projects Unit Trust and must not be used, retained or copied without the written authority of Little Boat Projects.

**BCC DS**  
 LODGED  
 23/09/2024  
 APPLICATION REF  
 A006618899

P01	IN PROGRESS ISSUE	07/12/23	NH
P02	DA DRAWING PACK - FOR INFORMATION	21/12/23	NH
P03	DEVELOPMENT APPLICATION	01/03/24	LW
P04	DEVELOPMENT APPLICATION	19/03/24	LW
P05	DEVELOPMENT APPLICATION PACKAGE	30/08/24	NH

Rev	Revision Description	Date	Ver



Client  
**Howard Smith  
 Wharves**

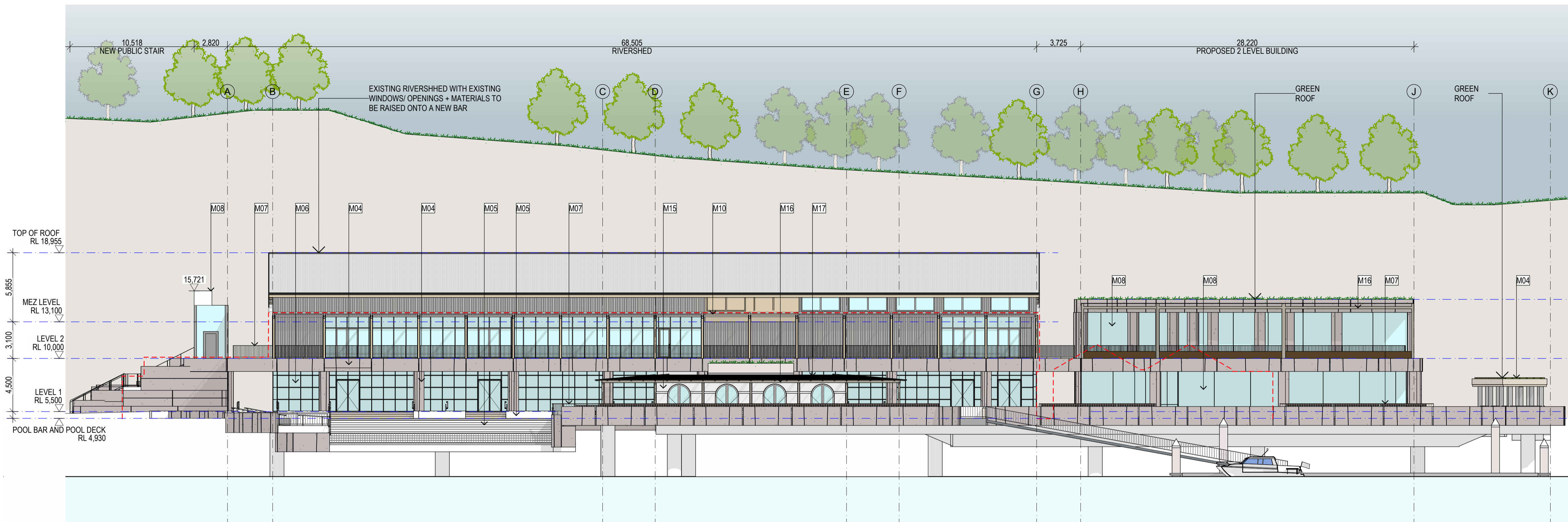
Project  
**Howard Smith  
 Wharves - River Shed**

Title  
**RIVERSHED / RIVERSHED EAST  
 / POOL BAR ROOF - PROPOSED  
 PLAN**

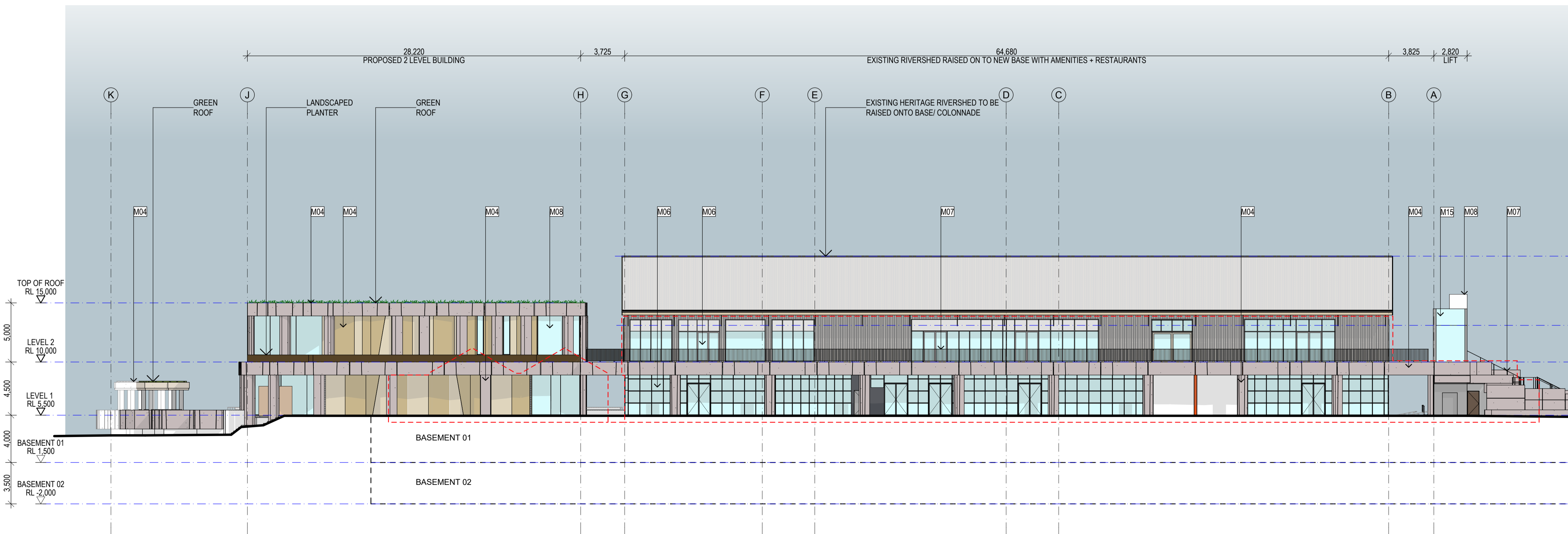
Plot Date 29/08/2024	Project No. <b>2023</b>	Scale 1:200 at A1
Drwn NH/LW	Drawing No. <b>A-RS.004</b>	Revision <b>P05</b>

**DEVELOPMENT APPROVAL**





**2 RIVERSHED PRECINCT SOUTH ELEVATION**  
1:200



**1 RIVERSHED PRECINCT NORTH ELEVATION**  
1:200

- NOTES**
1. Figured dimensions take precedence over scaled.
  2. Figured dimensions are millimetres unless noted otherwise.
  3. Check all dimensions on site prior to commencement of work.
  4. These designs, drawings and specifications, and copyright thereof, are the property of Little Boat Projects trading as The Trustee for Little Boat Projects Unit Trust and must not be used, retained or copied without the written authority of Little Boat Projects.

- FINISHES LEGEND**
- M01 MASONRY (SOFT MUD) MOULDED BRICK WITH COLOUR-MATCHED MORTAR AND FLUSH STRUCK JOINTS LAID IN STRETCHER BOND FORMAT
  - M02 MASONRY EXTRUDED BRICK WITH NATURAL MORTAR AND CONCAVE STRUCK JOINTS LAID IN ENGLISH BOND FORMAT
  - M03 PIGMENTED PRECAST CONCRETE PANEL WITH STONE RELIEF TEXTURE IN 2 PATTERNS (RECKLI FORMLINER 2/122, 2/318)
  - M04 PIGMENTED PRECAST CONCRETE PANEL WITH STONE RELIEF TEXTURE IN 3 PATTERNS (RECKLI FORMLINER 2/157, 2/158, 2/166)
  - M05 STONE-CLAD PLANTER WALL / HARDSCAPE
  - M06 STEEL FRAMED GLAZING SUITE IN MATT BLACK FINISH WITH TINTED GLAZING
  - M07 METAL BALUSTRADE WITH MICACEOUS IRON OXIDE PAINT FINISH
  - M08 GLAZING TINTED
  - M09 POWDERCOAT METAL FRAMED RETRACTABLE SLOPED PERGOLA WITH FOLDING WATERPROOF PVC MATERIAL - TO MATCH EXISTING
  - M10 POWDERCOAT METAL FRAMED FIXED AWNING WITH WATERPROOF PVC MATERIAL
  - M11 POWDERCOAT PERFORATED AND FOLDED ALUMINIUM PANEL
  - M12 CORTEN STEEL CLADDING
  - M13 GALVANISED STEEL FRAMING
  - M14 METAL MESH LANDSCAPE TRELIS
  - M15 HARDWOOD TIMBER CLADDING WITH EXPRESSED JOINTS
  - M16 NATURAL HARDWOOD TIMBER
  - M17 POLYCARBONATE WATERPROOF SHEET LINING
  - M18 PAINTED SOLID CORE DOOR

**NOTE:**  
EXISTING MATERIALS, FORM, OPENINGS OF BUILDING E (RIVERSHED) SHALL BE MAINTAINED WHEN THE BUILDING IS RAISED.

**BCC DS**  
 LODGED  
 23/09/2024  
 APPLICATION REF  
 A006618899

Rev	Revision Description	Date	Ver
P01	IN PROGRESS ISSUE	07/12/23	NH
P02	DA DRAWING PACK - FOR INFORMATION	21/12/23	NH
P03	DEVELOPMENT APPLICATION	01/03/24	LW
P04	DEVELOPMENT APPLICATION	19/03/24	LW
P05	DEVELOPMENT APPLICATION PACKAGE	30/08/24	NH

Rev	Revision Description	Date	Ver



Client  
**Howard Smith Wharves**


Project  
**Howard Smith Wharves - River Shed**

Title  
**RIVERSHED / RIVERSHED EAST / POOL BAR ELEVATIONS 1 - PROPOSED**

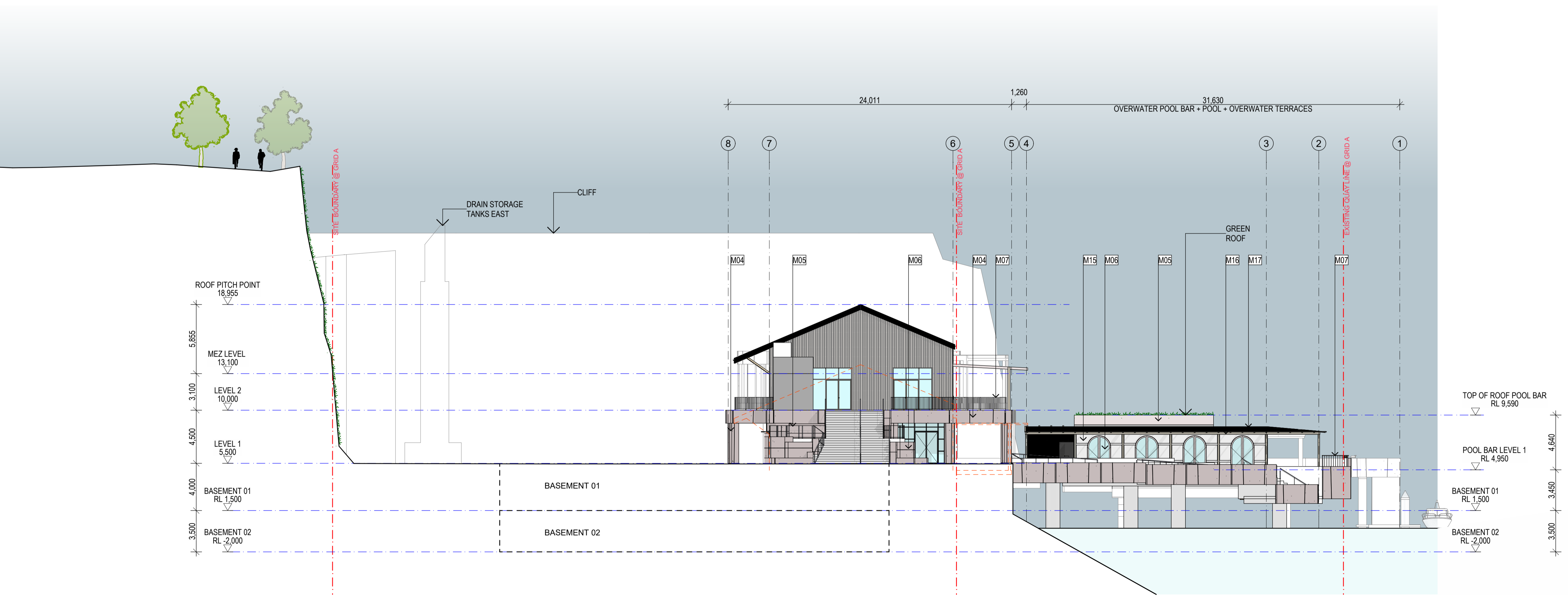
Plot Date 29/08/2024	Drwn NH/LW	Chk -
Project No. <b>2023</b>	Scale 1:200 at A1	
Drawing No. <b>A-RS.005</b>	Revision <b>P05</b>	

**DEVELOPMENT APPROVAL**





2 RIVERSHED PRECINCT EAST ELEVATION  
1:200



1 RIVERSHED PRECINCT WEST ELEVATION  
1:200

- NOTES**
1. Figured dimensions take precedence over scaled.
  2. Figured dimensions are millimetres unless noted otherwise.
  3. Check all dimensions on site prior to commencement of work.
  4. These designs, drawings and specifications, and copyright thereof, are the property of Little Boat Projects trading as The Trustee for Little Boat Projects Unit Trust and must not be used, retained or copied without the written authority of Little Boat Projects.

- FINISHES LEGEND**
- M01 MASONRY 'SOFT MUD' MOULDED BRICK WITH COLOUR-MATCHED MORTAR AND FLUSH STRUCK JOINTS LAID IN STRETCHER BOND FORMAT
  - M02 MASONRY EXTRUDED BRICK WITH NATURAL MORTAR AND CONCAVE STRUCK JOINTS LAID IN ENGLISH BOND FORMAT
  - M03 PIGMENTED PRECAST CONCRETE PANEL WITH STONE RELIEF TEXTURE IN 2 PATTERNS (RECKLI FORMLINER 2/122, 2/318)
  - M04 PIGMENTED PRECAST CONCRETE PANEL WITH STONE RELIEF TEXTURE IN 3 PATTERNS (RECKLI FORMLINER 2/157, 2/158, 2/166)
  - M05 STONE-CLAD PLANTER WALL / HARDSCAPE
  - M06 STEEL FRAMED GLAZING SUITE IN MATT BLACK FINISH WITH TINTED GLAZING
  - M07 METAL BALUSTRADE WITH MICACEOUS IRON OXIDE PAINT FINISH
  - M08 GLAZING TINTED
  - M09 POWDERCOAT METAL FRAMED RETRACTABLE SLOPED PERGOLA WITH FOLDING WATERPROOF PVC MATERIAL - TO MATCH EXISTING
  - M10 POWDERCOAT METAL FRAMED FIXED AWNING WITH WATERPROOF PVC MATERIAL
  - M11 POWDERCOAT PERFORATED AND FOLDED ALUMINIUM PANEL
  - M12 CORTEN STEEL CLADDING
  - M13 GALVANISED STEEL FRAMING
  - M14 METAL MESH LANDSCAPE TRELIS
  - M15 HARDWOOD TIMBER CLADDING WITH EXPRESSED JOINTS
  - M16 NATURAL HARDWOOD TIMBER
  - M17 POLYCARBONATE WATERPROOF SHEET LINING
  - M18 PAINTED SOLID CORE DOOR

**NOTE:**  
EXISTING MATERIALS, FORM, OPENINGS OF BUILDING E (RIVERSHED) SHALL BE MAINTAINED WHEN THE BUILDING IS RAISED.

**BCC DS**  
 LODGED  
 23/09/2024  
 APPLICATION REF  
 A006618899

Rev	Revision Description	Date	Ver
P01	IN PROGRESS ISSUE	07/12/23	NH
P02	DA DRAWING PACK - FOR INFORMATION	21/12/23	NH
P03	DEVELOPMENT APPLICATION	01/03/24	LW
P04	DEVELOPMENT APPLICATION	19/03/24	LW
P05	DEVELOPMENT APPLICATION PACKAGE	30/08/24	NH

Rev	Revision Description	Date	Ver



Client  
**Howard Smith Wharves**

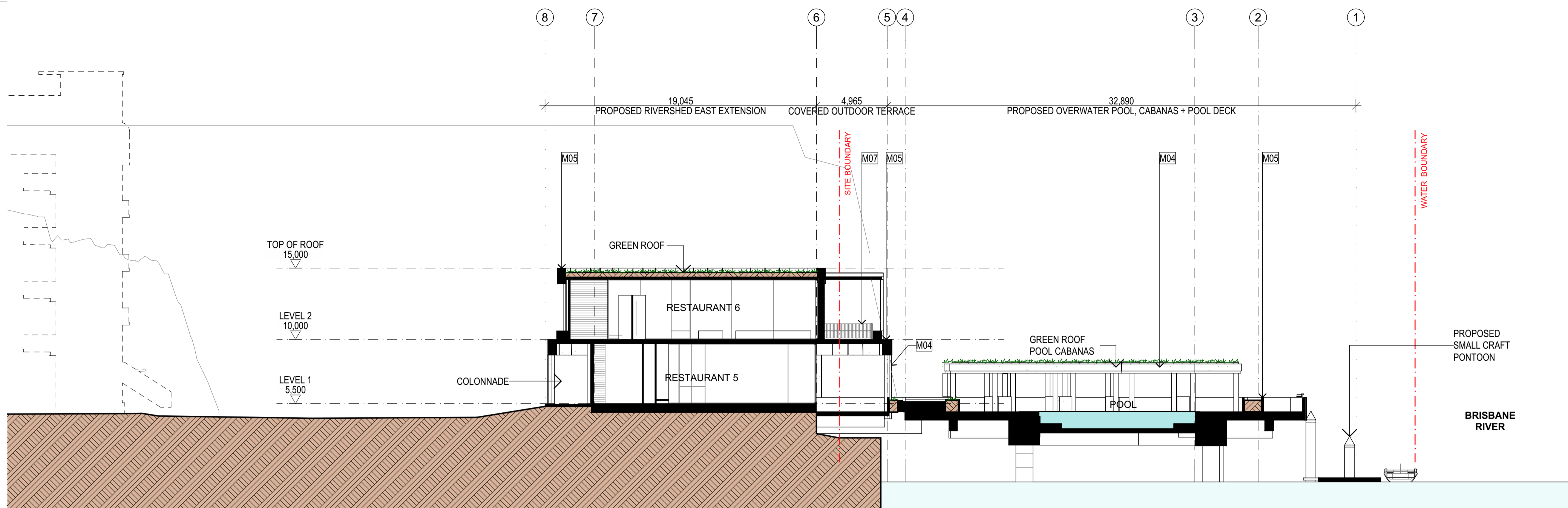
Project  
**Howard Smith Wharves - River Shed**

Title  
**RIVERSHED / RIVERSHED EAST / POOL BAR ELEVATIONS 2 - PROPOSED**

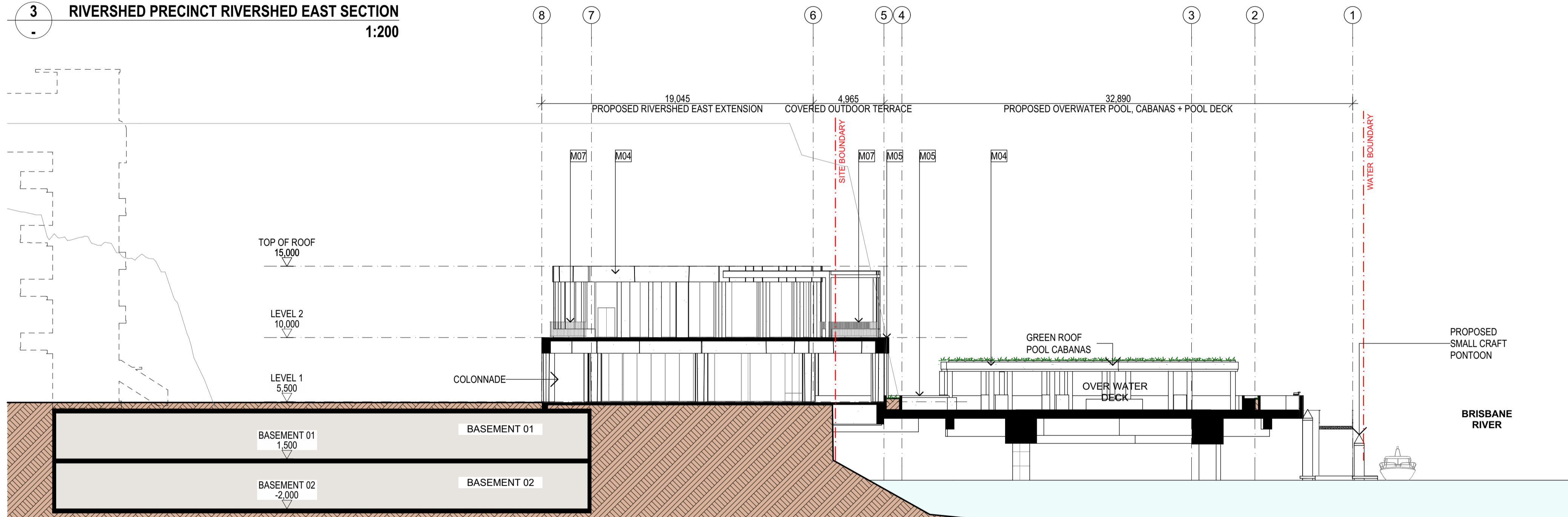
Plot Date 29/08/2024	Drwn NH/LW	Chk -
Project No. <b>2023</b>	Scale 1:200 at A1	
Drawing No. <b>A-RS.006</b>	Revision <b>P05</b>	

**DEVELOPMENT APPROVAL**

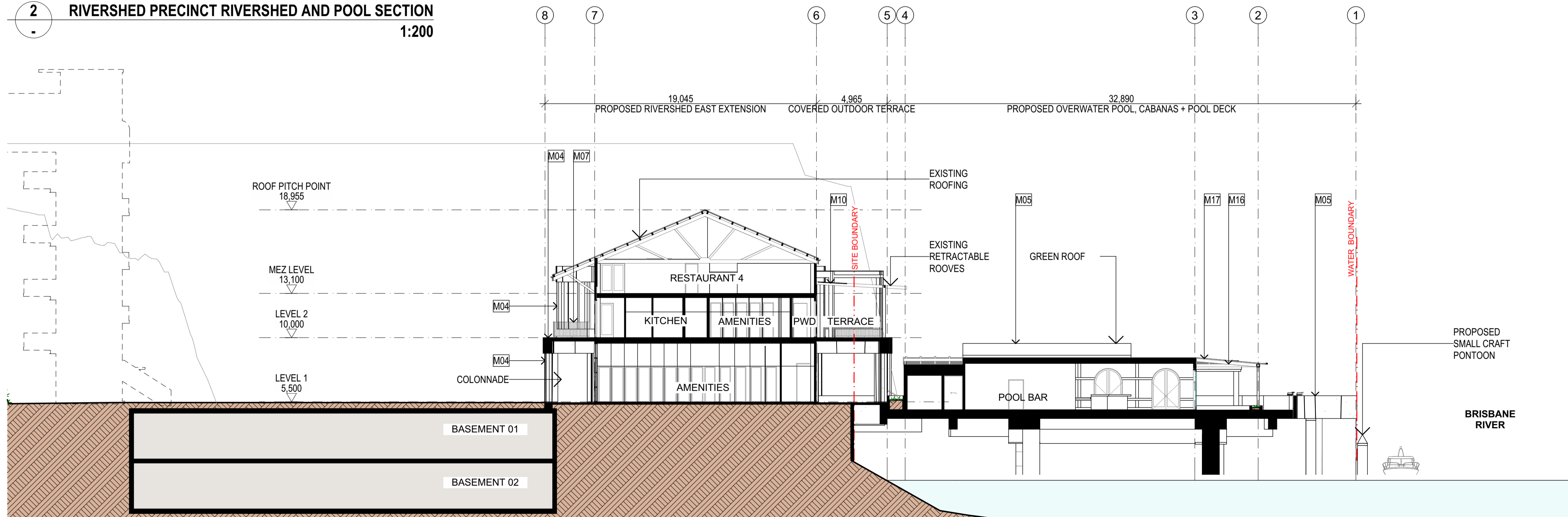




3 RIVERSHED PRECINCT RIVERSHED EAST SECTION  
1:200



2 RIVERSHED PRECINCT RIVERSHED AND POOL SECTION  
1:200



1 RIVERSHED PRECINCT RIVERSHED AND POOL BAR SECTION  
1:200

- NOTES**
1. Figured dimensions take precedence over scaled.
  2. Figured dimensions are millimetres unless noted otherwise.
  3. Check all dimensions on site prior to commencement of work.
  4. These designs, drawings and specifications, and copyright thereof, are the property of Little Boat Projects trading as The Trustee for Little Boat Projects Unit Trust and must not be used, retained or copied without the written authority of Little Boat Projects.

- FINISHES LEGEND**
- M01 MASONRY 'SOFT MUD' MOULDED BRICK WITH COLOUR-MATCHED MORTAR AND FLUSH STRUCK JOINTS LAID IN STRETCHER BOND FORMAT
  - M02 MASONRY EXTRUDED BRICK WITH NATURAL MORTAR AND CONCAVE STRUCK JOINTS LAID IN ENGLISH BOND FORMAT
  - M03 PIGMENTED PRECAST CONCRETE PANEL WITH STONE RELIEF TEXTURE IN 2 PATTERNS (RECKLI FORMLINER 2/122, 2/318)
  - M04 PIGMENTED PRECAST CONCRETE PANEL WITH STONE RELIEF TEXTURE IN 3 PATTERNS (RECKLI FORMLINER 2/157, 2/158, 2/166)
  - M05 STONE-CLAD PLANTER WALL / HARDSCAPE
  - M06 STEEL FRAMED GLAZING SUITE IN MATT BLACK FINISH WITH TINTED GLAZING
  - M07 METAL BALUSTRADE WITH MICACEOUS IRON OXIDE PAINT FINISH
  - M08 GLAZING TINTED
  - M09 POWDERCOAT METAL FRAMED RETRACTABLE SLOPED PERGOLA WITH FOLDING WATERPROOF PVC MATERIAL - TO MATCH EXISTING
  - M10 POWDERCOAT METAL FRAMED FIXED AWNING WITH WATERPROOF PVC MATERIAL
  - M11 POWDERCOAT PERFORATED AND FOLDED ALUMINIUM PANEL
  - M12 CORTEN STEEL CLADDING
  - M13 GALVANISED STEEL FRAMING
  - M14 METAL MESH LANDSCAPE TRELIS
  - M15 HARDWOOD TIMBER CLADDING WITH EXPRESSED JOINTS
  - M16 NATURAL HARDWOOD TIMBER
  - M17 POLYCARBONATE WATERPROOF SHEET LINING
  - M18 PAINTED SOLID CORE DOOR

**NOTE:**  
EXISTING MATERIALS, FORM, OPENINGS OF BUILDING E (RIVERSHED) SHALL BE MAINTAINED WHEN THE BUILDING IS RAISED.

**BCC DS**  
 LODGED  
 23/09/2024  
 APPLICATION REF  
 A006618899

P01	IN PROGRESS ISSUE	07/12/23	NH
P02	DA DRAWING PACK - FOR INFORMATION	21/12/23	NH
P03	DEVELOPMENT APPLICATION	01/03/24	LW
P04	DEVELOPMENT APPLICATION	19/03/24	LW
P05	DEVELOPMENT APPLICATION PACKAGE	30/08/24	NH

Rev	Revision Description	Date	Ver



Client  
**Howard Smith Wharves**

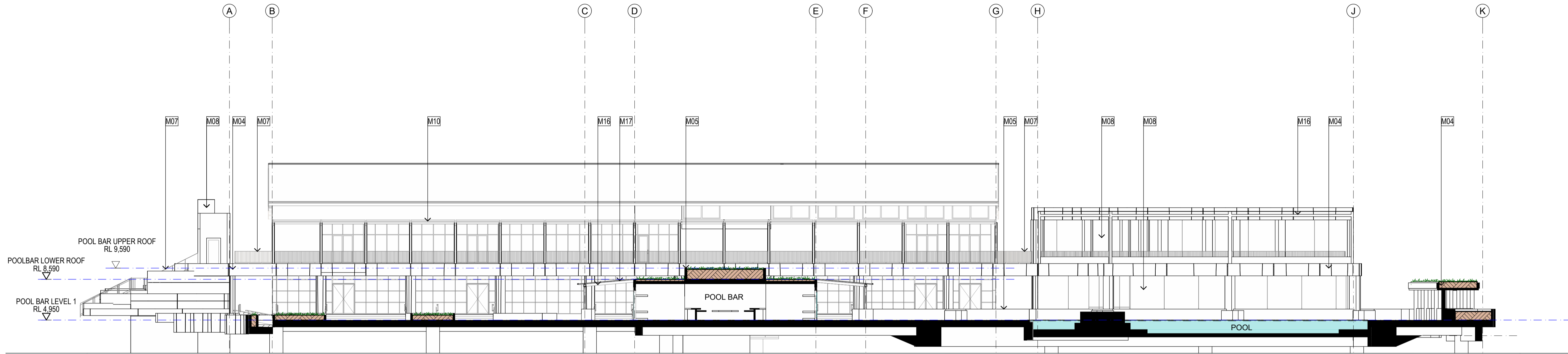
Project  
**Howard Smith Wharves - River Shed**

Title  
**RIVERSHED / RIVERSHED EAST / POOL BAR SECTIONS 1 - PROPOSED**

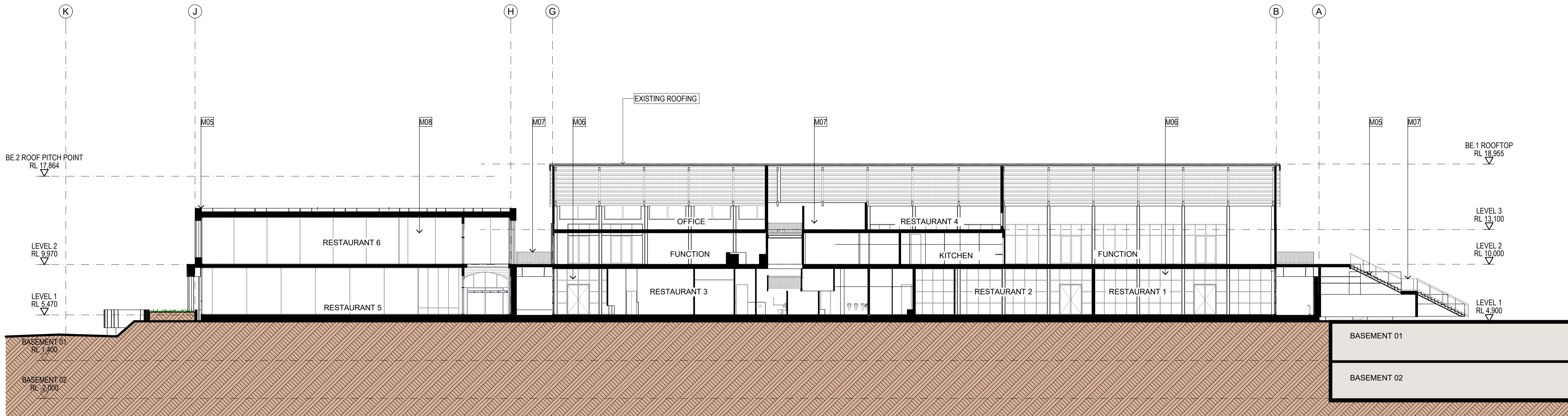
Plot Date 29/08/2024	Project No. <b>2023</b>	Drwn NH/LW	Scale 1:200 at A1
	Drawing No. <b>A-RS.007</b>		Revision <b>P05</b>

**DEVELOPMENT APPROVAL**





**2 RIVERSHED PRECINCT POOL BAR AND POOL SECTION**  
1:200



**1 RIVERSHED PRECINCT RIVERSHED AND RIVERSHED EAST**  
1:200

**NOTES**

1. Figured dimensions take precedence over scaled.
2. Figured dimensions are millimetres unless noted otherwise.
3. Check all dimensions on site prior to commencement of work.
4. These designs, drawings and specifications, and copyright thereof, are the property of Little Boat Projects trading as The Trustee for Little Boat Projects Unit Trust and must not be used, retained or copied without the written authority of Little Boat Projects.

**FINISHES LEGEND**

- M01 MASONRY (SOFT MUD) MOULDED BRICK WITH COLOUR-MATCHED MORTAR AND FLUSH STRUCK JOINTS LAID IN STRETCHER BOND FORMAT
- M02 MASONRY EXTRUDED BRICK WITH NATURAL MORTAR AND CONCAVE STRUCK JOINTS LAID IN ENGLISH BOND FORMAT
- M03 PIGMENTED PRECAST CONCRETE PANEL WITH STONE RELIEF TEXTURE IN 2 PATTERNS (RECKLI FORMLINER 2/122, 2/318)
- M04 PIGMENTED PRECAST CONCRETE PANEL WITH STONE RELIEF TEXTURE IN 3 PATTERNS (RECKLI FORMLINER 2/157, 2/158, 2/166)
- M05 STONE-CLAD PLANTER WALL / HARDSCAPE
- M06 STEEL FRAMED GLAZING SUITE IN MATT BLACK FINISH WITH TINTED GLAZING
- M07 METAL BALUSTRADE WITH MICACEOUS IRON OXIDE PAINT FINISH
- M08 GLAZING TINTED
- M09 POWDERCOAT METAL FRAMED RETRACTABLE SLOPED PERGOLA WITH FOLDING WATERPROOF PVC MATERIAL - TO MATCH EXISTING
- M10 POWDERCOAT METAL FRAMED FIXED AWNING WITH WATERPROOF PVC MATERIAL
- M11 POWDERCOAT PERFORATED AND FOLDED ALUMINIUM PANEL
- M12 CORTEN STEEL CLADDING
- M13 GALVANISED STEEL FRAMING
- M14 METAL MESH LANDSCAPE TRELLIS
- M15 HARDWOOD TIMBER CLADDING WITH EXPRESSED JOINTS
- M16 NATURAL HARDWOOD TIMBER
- M17 POLYCARBONATE WATERPROOF SHEET LINING
- M18 PAINTED SOLID CORE DOOR

**NOTE:**  
EXISTING MATERIALS, FORM, OPENINGS OF BUILDING E (RIVERSHED) SHALL BE MAINTAINED WHEN THE BUILDING IS RAISED.

**BCC DS**  
LODGED  
23/09/2024  
APPLICATION REF  
A006618899

Rev	Revision Description	Date	Ver
P01	IN PROGRESS ISSUE	07/12/23	NH
P02	DA DRAWING PACK - FOR INFORMATION	21/12/23	NH
P03	DEVELOPMENT APPLICATION	01/03/24	LW
P04	DEVELOPMENT APPLICATION	19/03/24	LW
P05	DEVELOPMENT APPLICATION PACKAGE	30/08/24	NH

Rev	Revision Description	Date	Ver



Client  
**Howard Smith Wharves**

Project  
**Howard Smith Wharves - River Shed**

Title  
**RIVERSHED / RIVERSHED EAST / POOL BAR SECTIONS 2 - PROPOSED**

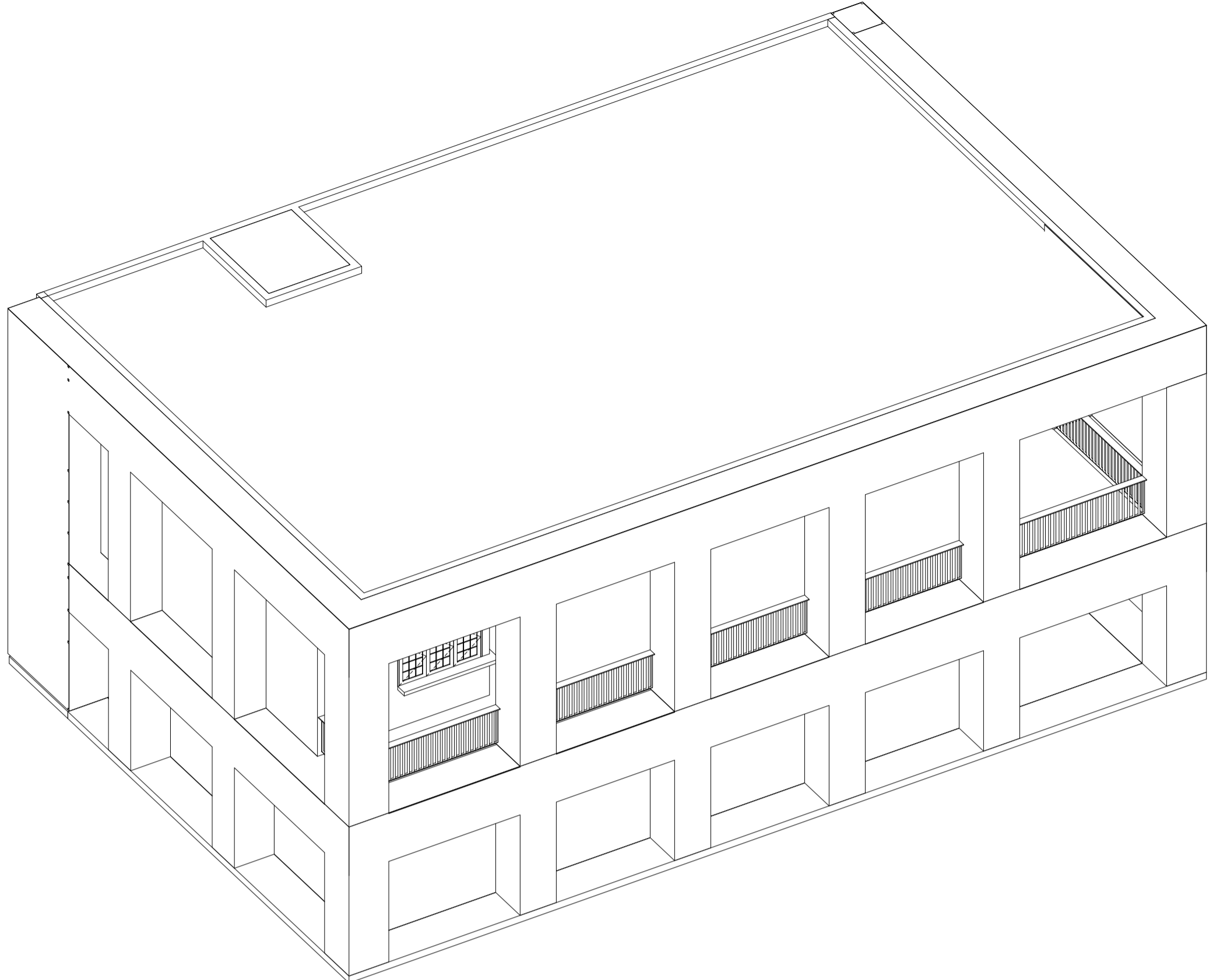
Plot Date 29/08/2024	Project No. <b>2023</b>	Drwn NH/LW	Scale 1:200 at A1
	Drawing No. <b>A-RS.008</b>	Revision <b>P05</b>	

**DEVELOPMENT APPROVAL**

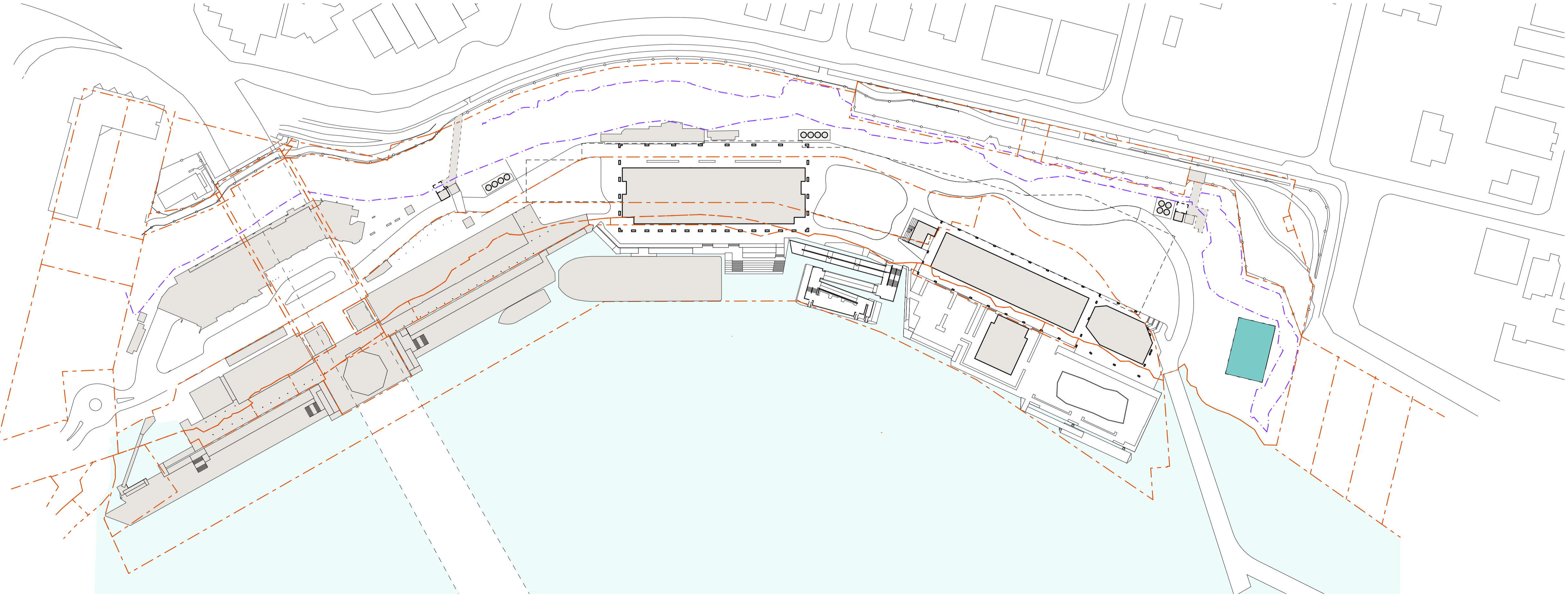


# BOUGAINVILLEA HOUSE

Layout No:	Layout Name
<b>BOUGAINVILLEA HOUSE</b>	
A-BH.000	BOUGAINVILLEA HOUSE COVER SHEET
A-BH.001	BOUGAINVILLEA HOUSE PLAN AND ELEVATIONS - EXISTING/DEMOLITION
A-BH.002	BOUGAINVILLEA HOUSE PLANS - PROPOSED
A-BH.003	BOUGAINVILLEA HOUSE ELEVATIONS - PROPOSED
A-BH.004	BOUGAINVILLEA HOUSE SECTIONS - PROPOSED



## PROPOSED KEY PLAN



- NOTES**
1. Figured dimensions take precedence over scaled.
  2. Figured dimensions are millimetres unless noted otherwise.
  3. Check all dimensions on site prior to commencement of work.
  4. These designs, drawings and specifications, and copyright thereof, are the property of Little Boat Projects trading as The Trustee for Little Boat Projects Unit Trust and must not be used, retained or copied without the written authority of Little Boat Projects.

**BCC DS**  
**LODGED**  
 23/09/2024  
**APPLICATION REF**  
 A006618899

Rev	Revision Description	Date	Ver
P01	DA DRAWING PACK - FOR INFORMATION	21/12/23	NH
P02	DEVELOPMENT APPLICATION	01/03/24	LW
P03	DEVELOPMENT APPLICATION PACKAGE	30/08/24	NH

Rev	Revision Description	Date	Ver



Client  
**Howard Smith Wharves**

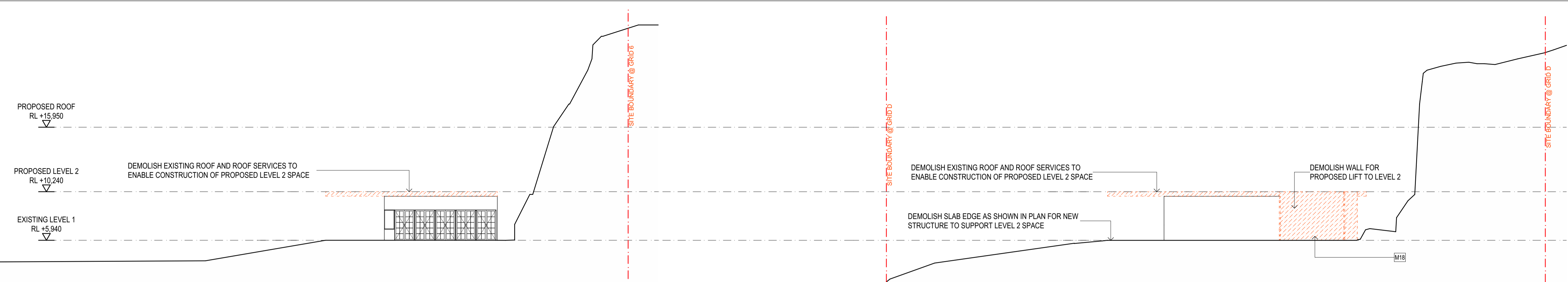
Project  
**Howard Smith Wharves Precinct**

Title  
**BOUGAINVILLEA HOUSE COVER SHEET**

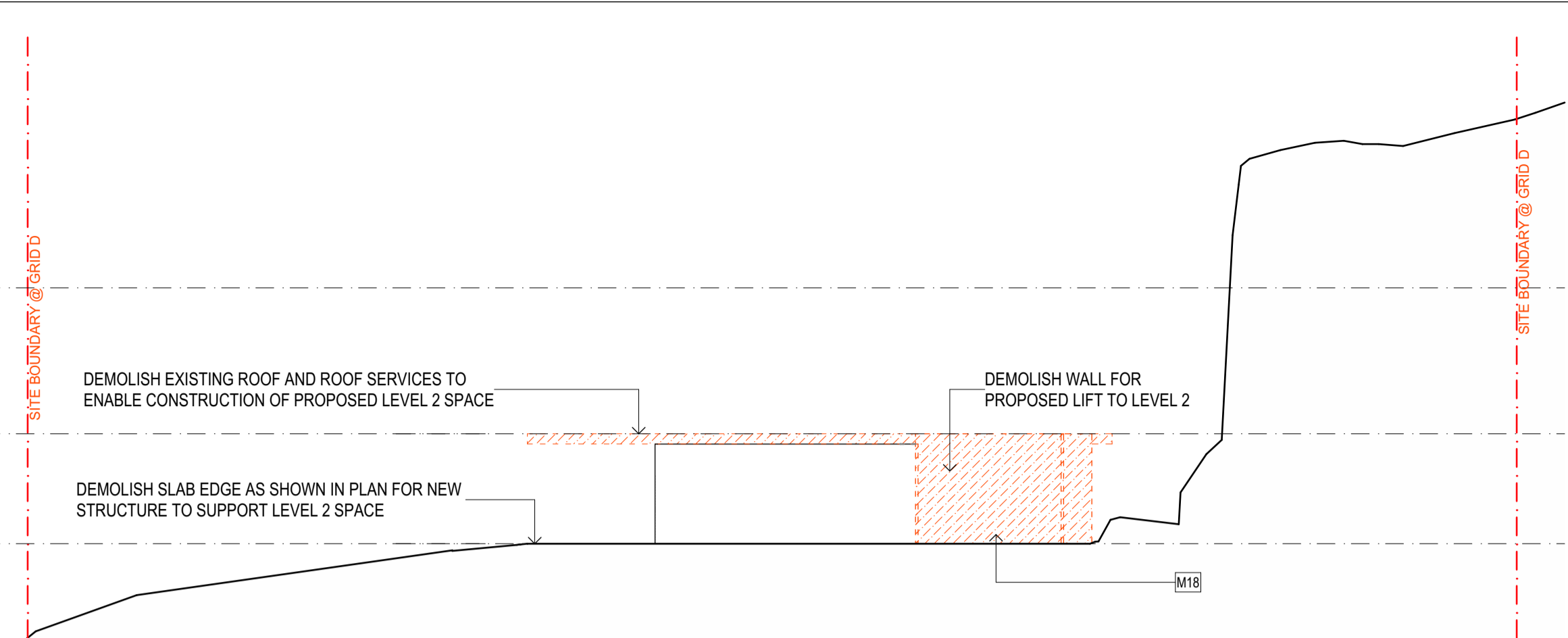
Plot Date 29/08/2024	Project No. <b>2023</b>	Drwn LW	Chk Scale
	Drawing No. <b>A-BH.000</b>		at A1
			Revision <b>P03</b>

**DEVELOPMENT APPROVAL**

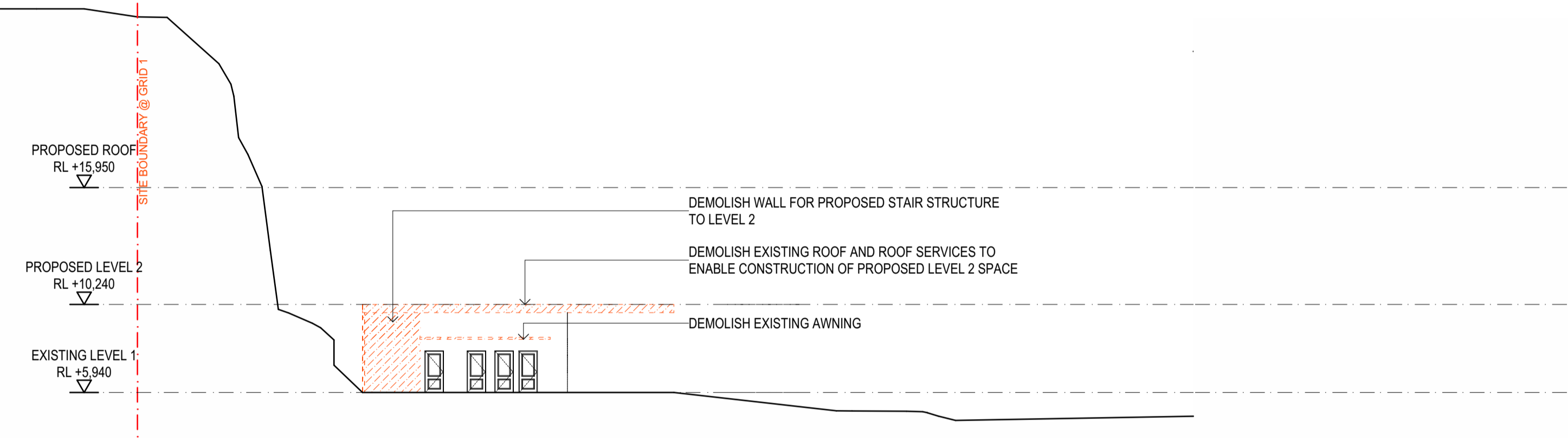




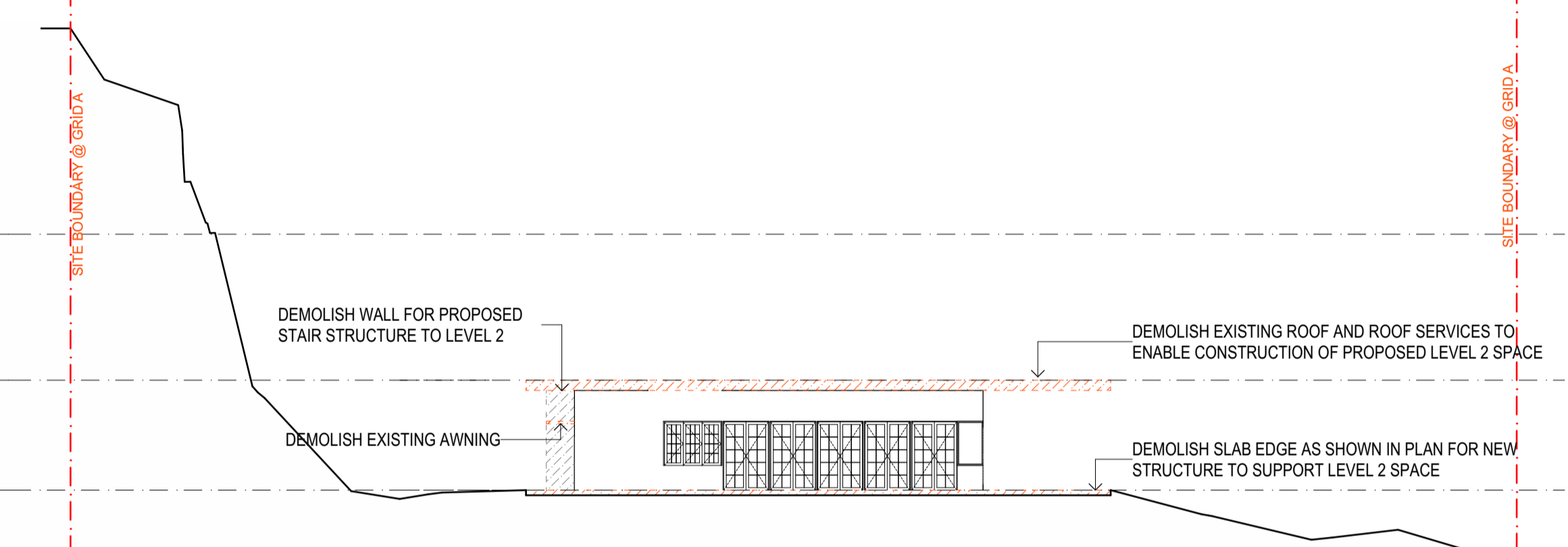
5 BOUGAINVILLEA HOUSE EXISTING / DEMO SOUTH  
1:200



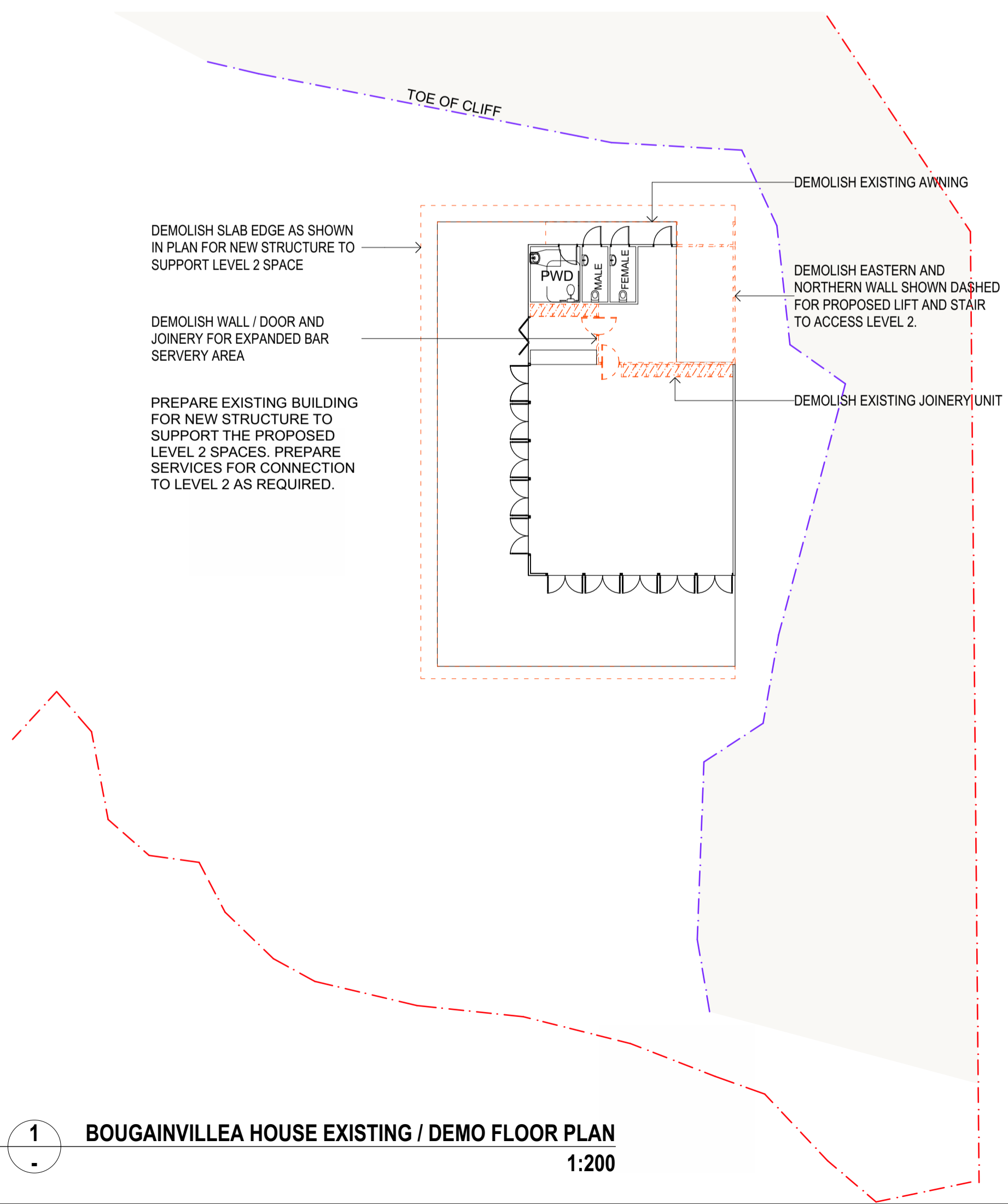
6 BOUGAINVILLEA HOUSE EXISTING / DEMO EAST  
1:200




3 BOUGAINVILLEA HOUSE EXISTING / DEMO NORTH  
1:200



4 BOUGAINVILLEA HOUSE EXISTING / DEMO WEST  
1:200



1 BOUGAINVILLEA HOUSE EXISTING / DEMO FLOOR PLAN  
1:200



2 BOUGAINVILLEA HOUSE EXISTING / DEMO ROOF PLAN  
1:200

**NOTES**

1. Figured dimensions take precedence over scaled.
2. Figured dimensions are millimetres unless noted otherwise.
3. Check all dimensions on site prior to commencement of work.
4. These designs, drawings and specifications, and copyright thereof, are the property of Little Boat Projects trading as The Trustee for Little Boat Projects Unit Trust and must not be used, retained or copied without the written authority of Little Boat Projects.

**DEMOLITION LEGEND**

DENOTES AREA TO BE REMOVED GENERALLY, UNO. REMOVE ALL EXISTING FLOOR & WALL FINISHES UNO, INCLUDING SUBSTRATES & ADHESIVES & MAKE GOOD TO SUIT NEW WORKS.

DOTTED ELEMENTS GENERALLY DENOTE ELEMENTS TO BE REMOVED / DEMOLISHED UNO.

DENOTES AREA TO BE RAISED GENERALLY, UNO. REMOVE ALL EXISTING FLOOR & WALL FINISHES UNO, INCLUDING SUBSTRATES & ADHESIVES & MAKE GOOD TO SUIT NEW WORKS.

**DEMOLITION NOTES**

1. THIS DRAWING IS TO BE READ IN CONJUNCTION WITH SURVEY, EXISTING DRAWINGS AND CONSULTANTS DRAWINGS AND DOCUMENTS

**BCC DS**  
LODGED  
23/09/2024  
APPLICATION REF  
A006618899

P01	IN PROGRESS ISSUE	07/12/23	NH
P02	DA DRAWING PACK - FOR INFORMATION	21/12/23	NH
P03	DEVELOPMENT APPLICATION	01/03/24	LW
P04	DEVELOPMENT APPLICATION PACKAGE	30/08/24	NH

Rev	Revision Description	Date	Ver



Client  
**Howard Smith Wharves**

Project  
**Howard Smith Wharves - Bougainvillea House**

Title  
**BOUGAINVILLEA HOUSE PLAN AND ELEVATIONS - EXISTING/DEMOLITION**

Plot Date 29/08/2024	Project No. <b>2023</b>	Drwn NH	Chk -
	Drawing No. <b>A-BH.001</b>		Scale 1:200 at A1
			Revision <b>P04</b>

**DEVELOPMENT APPROVAL**

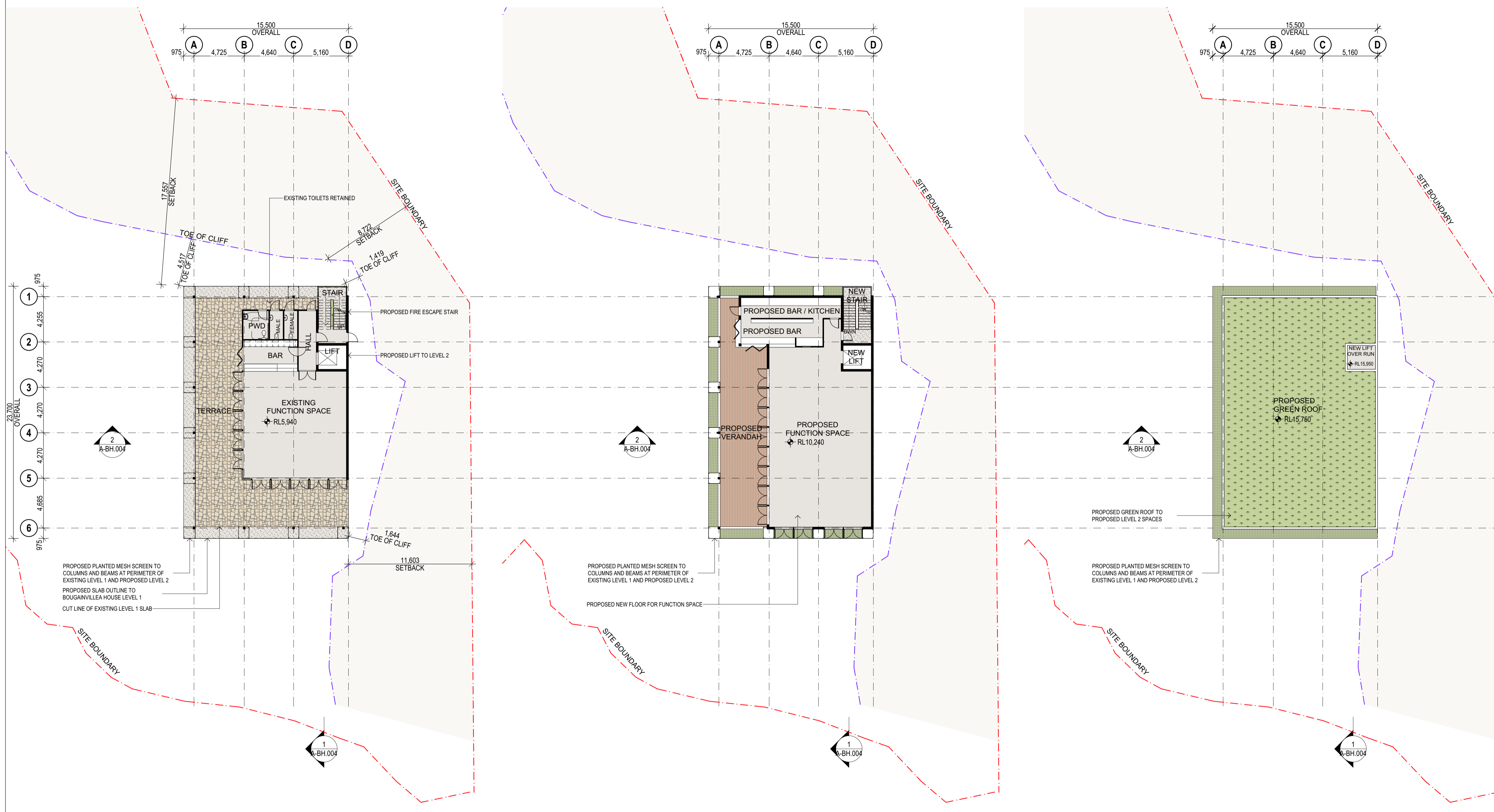


**NOTES**

1. Figured dimensions take precedence over scaled.
2. Figured dimensions are millimetres unless noted otherwise.
3. Check all dimensions on site prior to commencement of work.
4. These designs, drawings and specifications, and copyright thereof, are the property of Little Boat Projects trading as The Trustee for Little Boat Projects Unit Trust and must not be used, retained or copied without the written authority of Little Boat Projects.

**GENERAL NOTES**

- - - SITE BOUNDARY
- - - BASE OF CLIFF EDGE
- - - EXISTING BUILDING OUTLINE
- - - PROPOSED BUILDING OUTLINE



**BCC DS**  
 LODGED  
 23/09/2024  
 APPLICATION REF  
 A006618899

P01	IN PROGRESS ISSUE	07/12/23	NH
P02	DA DRAWING PACK - FOR INFORMATION	21/12/23	NH
P03	DEVELOPMENT APPLICATION	01/03/24	LW
P04	DEVELOPMENT APPLICATION PACKAGE	30/08/24	NH

Rev	Revision Description	Date	Ver



Client  
**Howard Smith Wharves**

Project  
**Howard Smith Wharves - Bougainvillea House**

Title  
**BOUGAINVILLEA HOUSE PLANS - PROPOSED**

Plot Date 29/08/2024	Project No. <b>2023</b>	Drwn NH	Chk -
	Drawing No. <b>A-BH.002</b>		Scale 1:200 at A1
			Revision <b>P04</b>

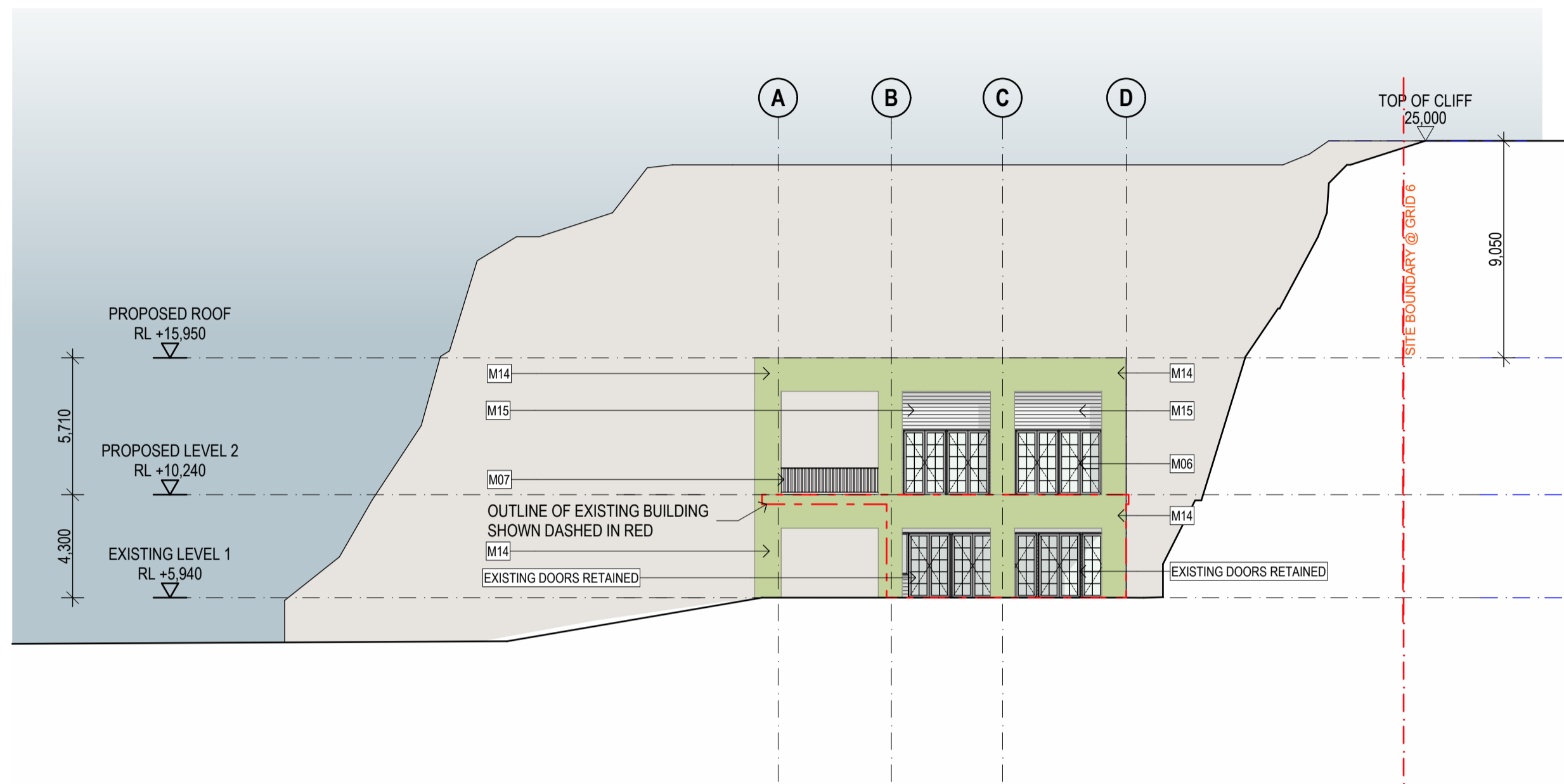
**DEVELOPMENT APPROVAL**

**1 BOUGAINVILLEA HOUSE PROPOSED LEVEL 1 PLAN**  
1:200

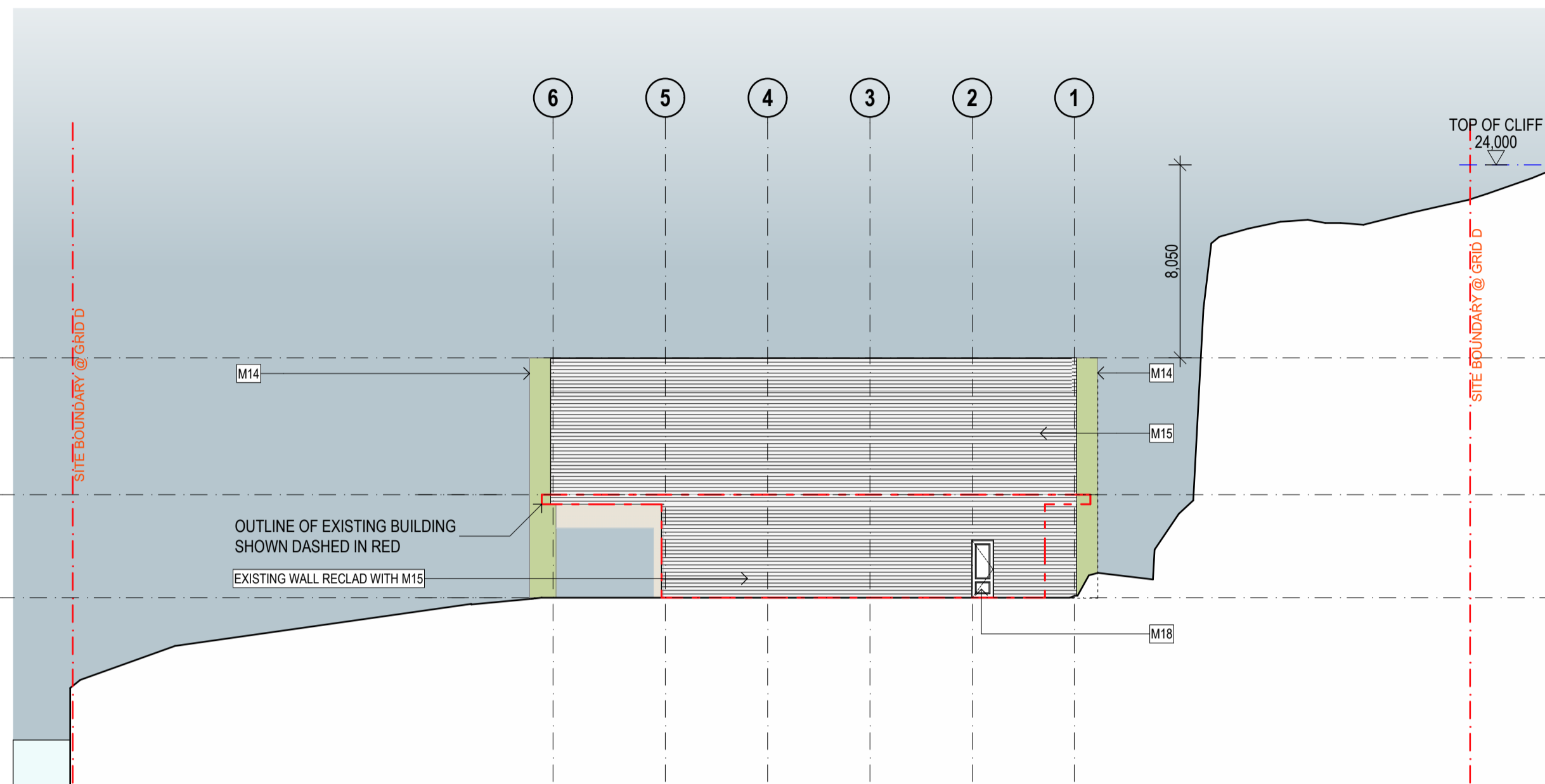
**2 BOUGAINVILLEA HOUSE PROPOSED LEVEL 2 PLAN**  
1:200

**3 BOUGAINVILLEA HOUSE PROPOSED ROOF PLAN**  
1:200

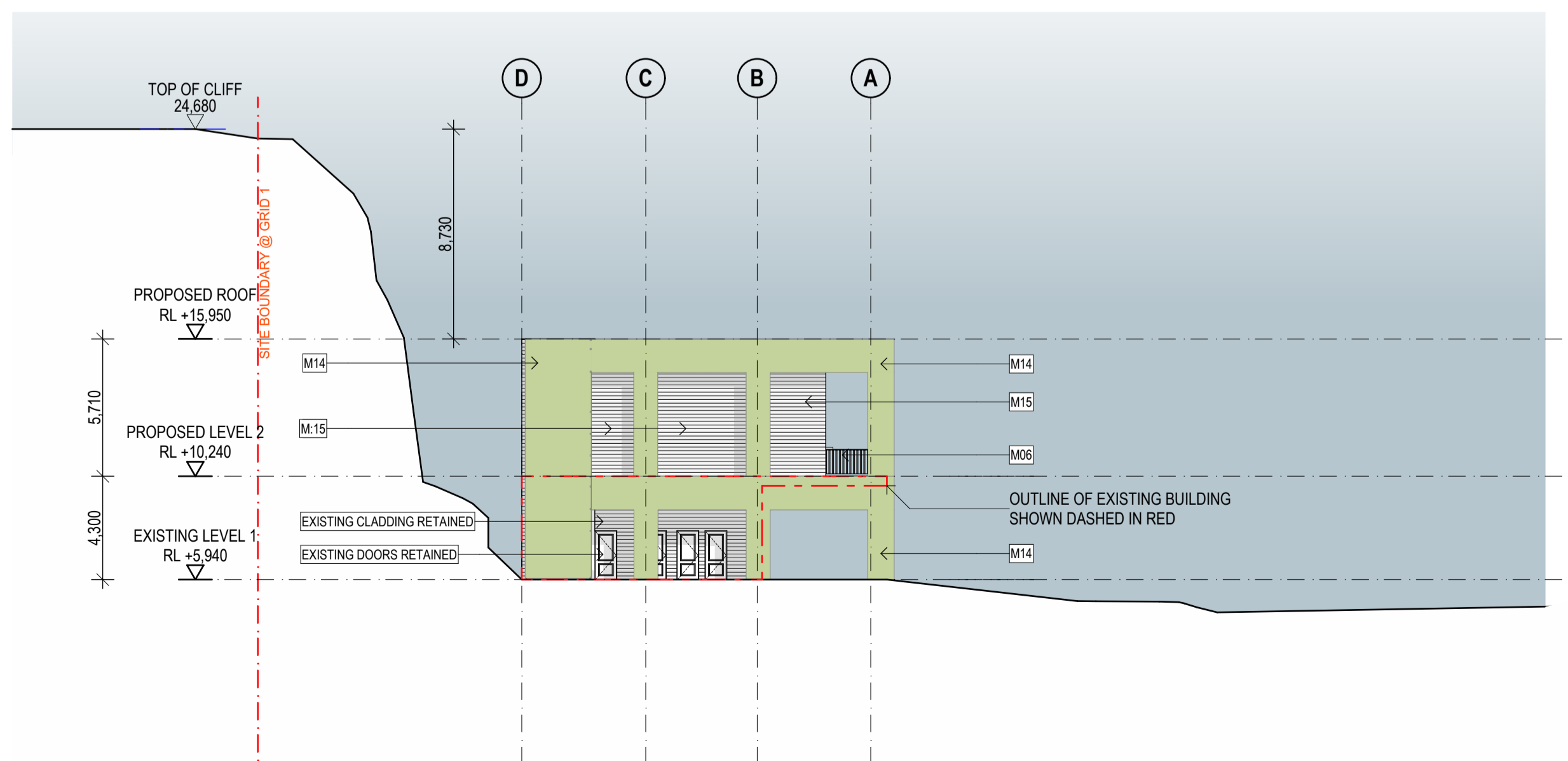




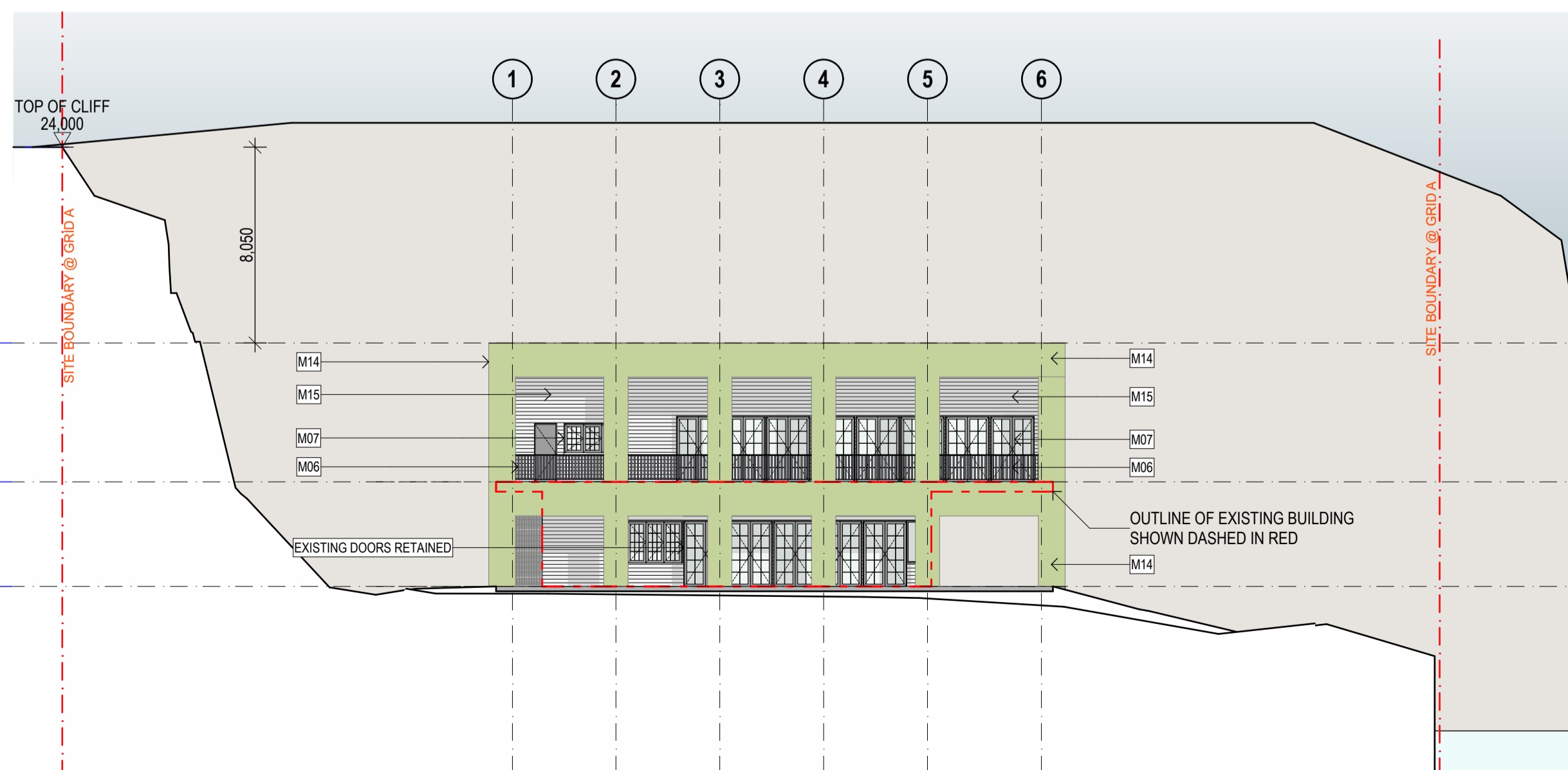
**3 BOUGAINVILLEA HOUSE PROPOSED SOUTH**  
1:200



**4 BOUGAINVILLEA HOUSE PROPOSED EAST**  
1:200



**1 BOUGAINVILLEA HOUSE PROPOSED NORTH**  
1:200



**2 BOUGAINVILLEA HOUSE PROPOSED WEST**  
1:200

**NOTES**

1. Figured dimensions take precedence over scaled.
2. Figured dimensions are millimetres unless noted otherwise.
3. Check all dimensions on site prior to commencement of work.
4. These designs, drawings and specifications, and copyright thereof, are the property of Little Boat Projects trading as The Trustee for Little Boat Projects Unit Trust and must not be used, retained or copied without the written authority of Little Boat Projects.

**FINISHES LEGEND**

- M01 MASONRY 'SOFT MUD' MOULDED BRICK WITH COLOUR-MATCHED MORTAR AND FLUSH STRUCK JOINTS LAID IN STRETCHER BOND FORMAT
- M02 MASONRY EXTRUDED BRICK WITH NATURAL MORTAR AND CONCAVE STRUCK JOINTS LAID IN ENGLISH BOND FORMAT
- M03 PIGMENTED PRECAST CONCRETE PANEL WITH STONE RELIEF TEXTURE IN 2 PATTERNS (RECKLI FORMLINER 2/122, 2/318)
- M04 PIGMENTED PRECAST CONCRETE PANEL WITH STONE RELIEF TEXTURE IN 3 PATTERNS (RECKLI FORMLINER 2/157, 2/158, 2/166)
- M05 STONE-CLAD PLANTER WALL / HARDSCAPE
- M06 STEEL FRAMED GLAZING SUITE IN MATT BLACK FINISH WITH TINTED GLAZING
- M07 METAL BALUSTRADE WITH MICACEOUS IRON OXIDE PAINT FINISH
- M08 GLAZING TINTED
- M09 POWDERCOAT METAL FRAMED RETRACTABLE SLOPED PERGOLA WITH FOLDING WATERPROOF PVC MATERIAL - TO MATCH EXISTING
- M10 POWDERCOAT METAL FRAMED FIXED AWNING WITH WATERPROOF PVC MATERIAL
- M11 POWDERCOAT PERFORATED AND FOLDED ALUMINIUM PANEL
- M12 CORTEN STEEL CLADDING
- M13 GALVANISED STEEL FRAMING
- M14 METAL MESH LANDSCAPE TRELLIS
- M15 HARDWOOD TIMBER CLADDING WITH EXPRESSED JOINTS
- M16 NATURAL HARDWOOD TIMBER
- M17 POLYCARBONATE WATERPROOF SHEET LINING
- M18 PAINTED SOLID CORE DOOR

**BCC DS**  
**LOGGED**  
 23/09/2024  
 APPLICATION REF  
 A006618899

P01	IN PROGRESS ISSUE	07/12/23	NH
P02	DA DRAWING PACK - FOR INFORMATION	21/12/23	NH
P03	DEVELOPMENT APPLICATION	01/03/24	LW
P04	DEVELOPMENT APPLICATION PACKAGE	30/08/24	NH

Rev	Revision Description	Date	Ver

Architect



Client  
**Howard Smith Wharves**

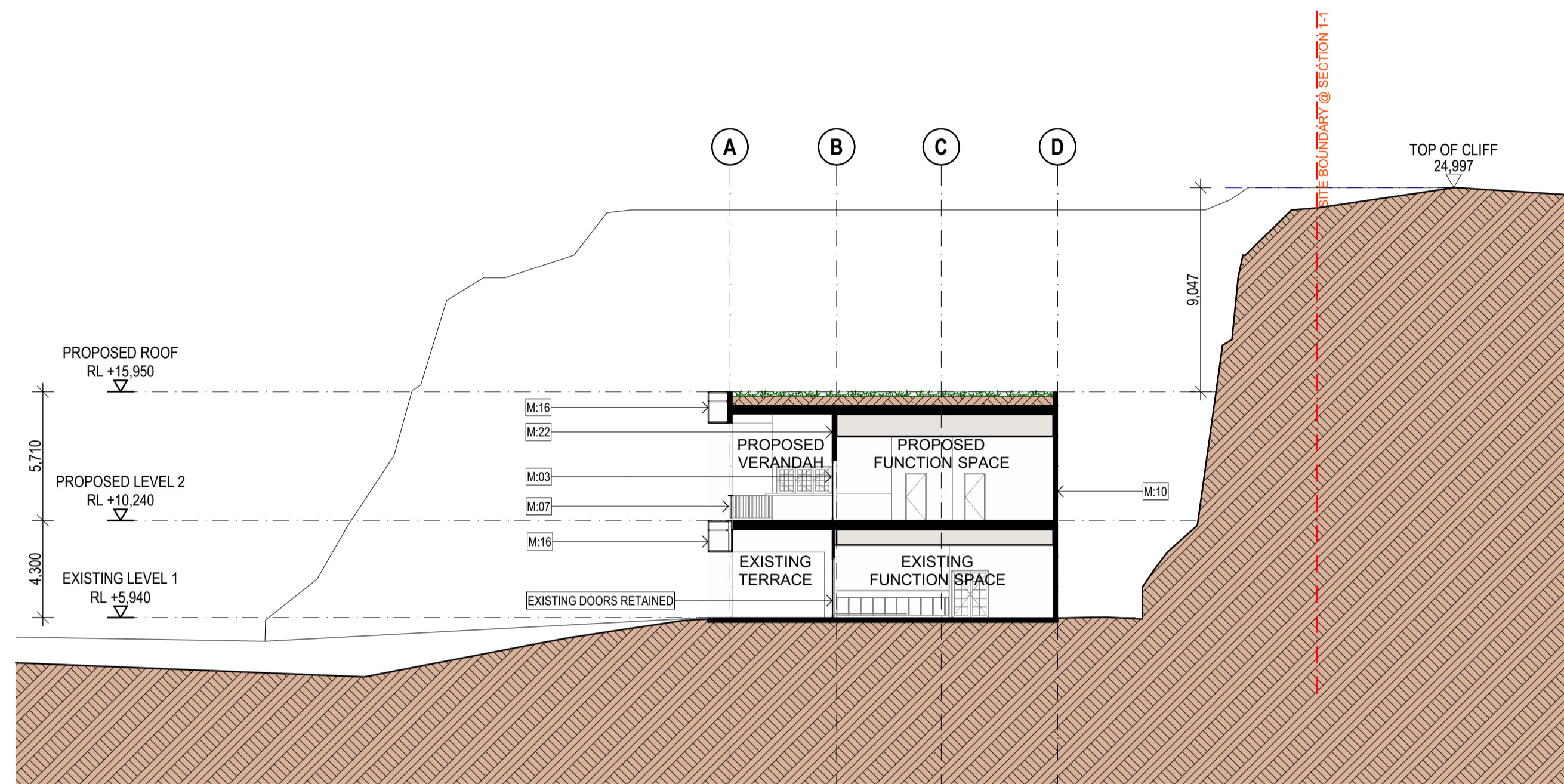
Project  
**Howard Smith Wharves - Bougainvillea House**

Title  
**BOUGAINVILLEA HOUSE ELEVATIONS - PROPOSED**

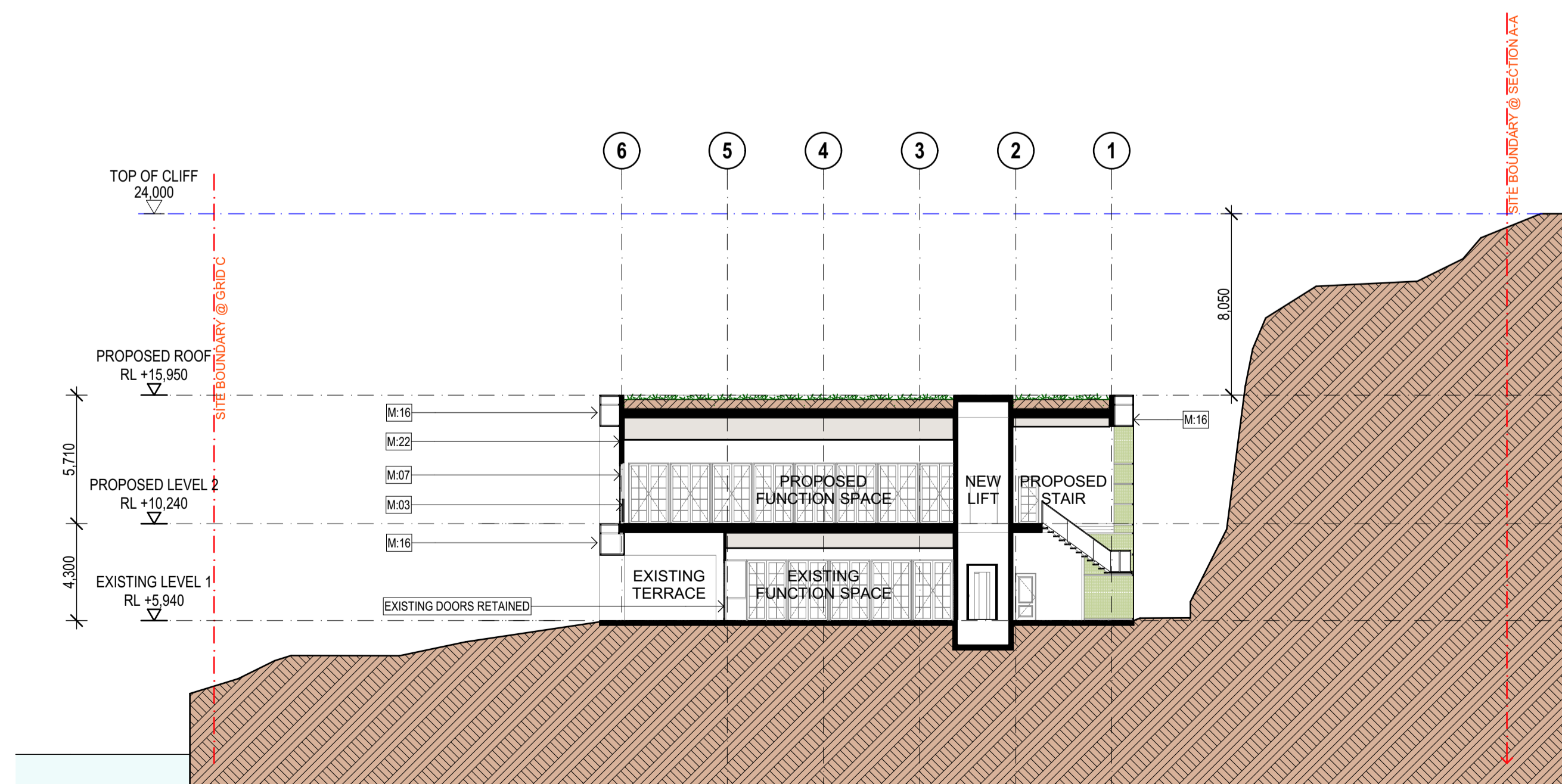
Plot Date 29/08/2024	Drwn NH	Chk -
Project No. <b>2023</b>	Scale 1:200 at A1	
Drawing No. <b>A-BH.003</b>	Revision <b>P04</b>	

**DEVELOPMENT APPROVAL**





2 BOUGAINVILLEA HOUSE 1-1  
1:200



1 BOUGAINVILLEA HOUSE A-A  
1:200

**NOTES**

1. Figured dimensions take precedence over scaled.
2. Figured dimensions are millimetres unless noted otherwise.
3. Check all dimensions on site prior to commencement of work.
4. These designs, drawings and specifications, and copyright thereof, are the property of Little Boat Projects trading as The Trustee for Little Boat Projects Unit Trust and must not be used, retained or copied without the written authority of Little Boat Projects.

**FINISHES LEGEND**

- M01 MASONRY 'SOFT MUD' MOULDED BRICK WITH COLOUR-MATCHED MORTAR AND FLUSH STRUCK JOINTS LAID IN STRETCHER BOND FORMAT
- M02 MASONRY EXTRUDED BRICK WITH NATURAL MORTAR AND CONCAVE STRUCK JOINTS LAID IN ENGLISH BOND FORMAT
- M03 PIGMENTED PRECAST CONCRETE PANEL WITH STONE RELIEF TEXTURE IN 2 PATTERNS (RECKLI FORMLINER 2/122, 2/318)
- M04 PIGMENTED PRECAST CONCRETE PANEL WITH STONE RELIEF TEXTURE IN 3 PATTERNS (RECKLI FORMLINER 2/157, 2/158, 2/166)
- M05 STONE-CLAD PLANTER WALL / HARDSCAPE
- M06 STEEL FRAMED GLAZING SUITE IN MATT BLACK FINISH WITH TINTED GLAZING
- M07 METAL BALUSTRADE WITH MICACEOUS IRON OXIDE PAINT FINISH
- M08 GLAZING TINTED
- M09 POWDERCOAT METAL FRAMED RETRACTABLE SLOPED PERGOLA WITH FOLDING WATERPROOF PVC MATERIAL - TO MATCH EXISTING
- M10 POWDERCOAT METAL FRAMED FIXED AWNING WITH WATERPROOF PVC MATERIAL
- M11 POWDERCOAT PERFORATED AND FOLDED ALUMINIUM PANEL
- M12 CORTEN STEEL CLADDING
- M13 GALVANISED STEEL FRAMING
- M14 METAL MESH LANDSCAPE TRELIS
- M15 HARDWOOD TIMBER CLADDING WITH EXPRESSED JOINTS
- M16 NATURAL HARDWOOD TIMBER
- M17 POLYCARBONATE WATERPROOF SHEET LINING
- M18 PAINTED SOLID CORE DOOR

**BCC DS**  
 LODGED  
 23/09/2024  
 APPLICATION REF  
 A006618899

P01	DA DRAWING PACK - FOR INFORMATION	21/12/23	NH
P02	DEVELOPMENT APPLICATION	01/03/24	LW
P03	DEVELOPMENT APPLICATION PACKAGE	30/08/24	NH

Rev	Revision Description	Date	Ver
-----	----------------------	------	-----

Architect



Client  
**Howard Smith Wharves**

Project  
**Howard Smith Wharves - Bougainvillea House**

Title  
**BOUGAINVILLEA HOUSE SECTIONS - PROPOSED**

Plot Date 29/08/2024	Project No. <b>2023</b>	Drwn NH	Chk Scale 1:200 at A1
	Drawing No. <b>A-BH.004</b>		Revision <b>P03</b>

**DEVELOPMENT APPROVAL**